

UBC STUDENT UNION BOULEVARD

RE-ISSUED FOR DP (BUILDING SCOPE) (UBC REC CENTRE NORTH: 6140 STUDENT UNION BOULEVARD)

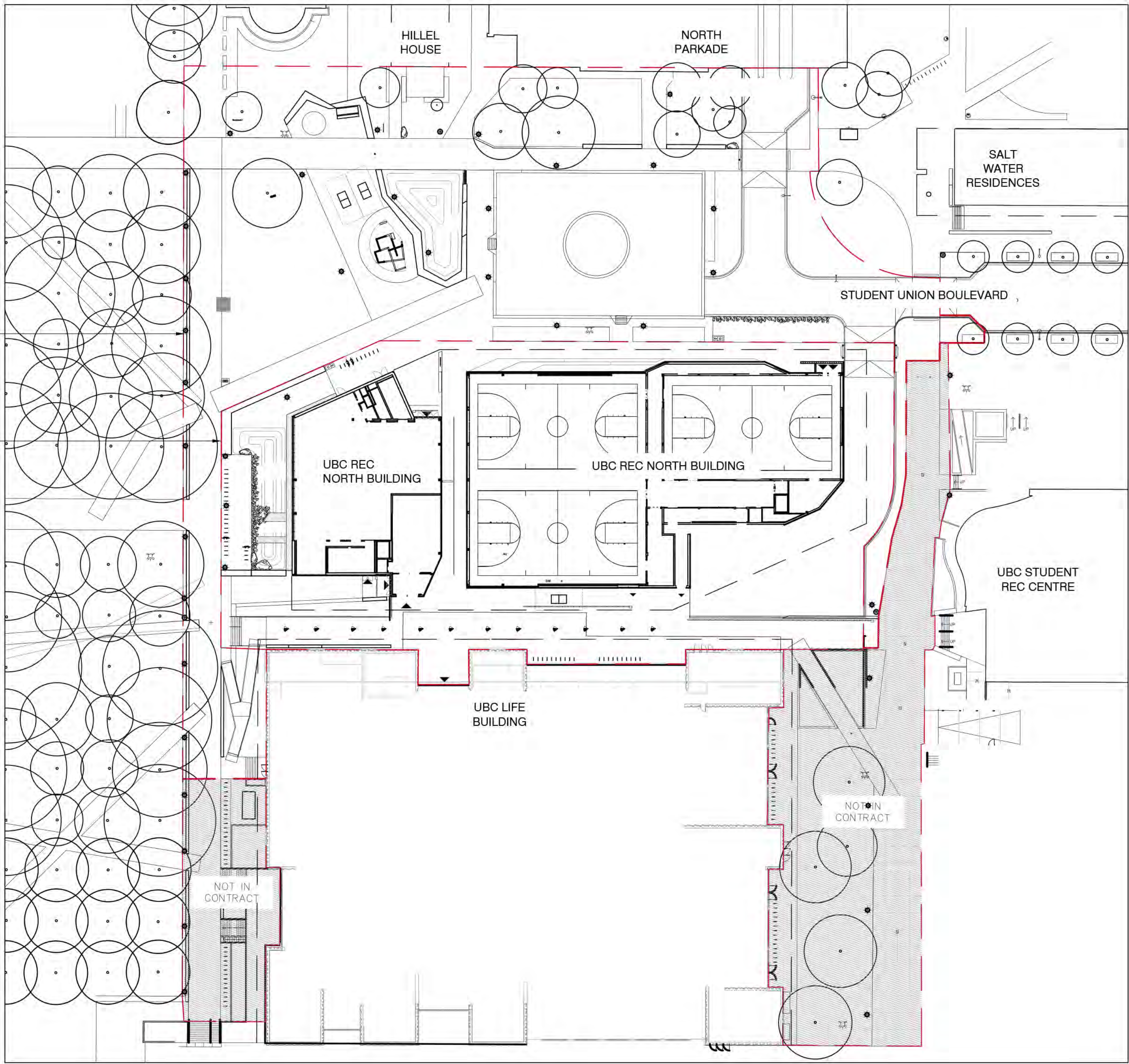
ISSUED: May 2, 2022

GENERAL NOTES

- A SURVEY HAS BEEN PROVIDED BY THE CLIENT FOR THIS PROJECT. IT HAS BEEN REFORMATTED FOR USE IN AND FOR PREPARING THESE DOCUMENTS. CONTRACTOR SHALL OBTAIN AN OFFICIALLY SIGNED COPY FROM THE CLIENT AND BECOME FAMILIAR WITH IT. THE EXISTING CONDITIONS AND SITE CONTEXT PRIOR TO CONSTRUCTION. ALL DISCREPANCIES SHOULD BE BROUGHT TO THE ATTENTION OF THE LANDSCAPE ARCHITECT FOR RESOLUTION IMMEDIATELY. THE LANDSCAPE ARCHITECT IS NOT RESPONSIBLE FOR ERRORS OR OMISSIONS ASSOCIATED WITH PREPARATION OR DOCUMENTATION OF SURVEY.
- THE CONTRACTOR SHALL VISIT THE SITE AND BECOME FAMILIAR WITH EXISTING SITE CONDITIONS PRIOR TO BIDDING AND CONSTRUCTION.
- THE CONTRACTOR IS RESPONSIBLE FOR OBTAINING ALL NECESSARY PERMITS AND FOR ADHERENCE TO ORDINANCES, REGULATIONS, LAWS AND CODES HAVING JURISDICTION OVER THE PROPERTY PRIOR TO COMMENCING WORK.
- CONTRACTOR IS RESPONSIBLE FOR DETERMINING MEANS AND METHODS FOR CONSTRUCTION. THESE DRAWINGS MAY INDICATE A LIMIT OF PROPOSED IMPROVEMENTS, LIMITS OF SITE DEMOLITION, ETC. FOR DELINEATION OF EXPECTED EXTENTS OF DISTURBANCE. HOWEVER, FINAL IMPACT SHALL BE DETERMINED IN THE FIELD. SHOULD LIMITS OF DISTURBANCE EXCEED BOUNDARIES DEFINED IN DRAWINGS, CONTRACTOR SHALL CONTACT LANDSCAPE ARCHITECT FOR RESOLUTION.
- CONTRACTOR IS RESPONSIBLE FOR REPAIRING ALL WORK DISTURBED BY CONSTRUCTION OUTSIDE OF LIMIT LINES DEFINED ON DRAWINGS OR THROUGH HIS/HER MEANS AND METHODS TO A CONDITION BETTER THAN OR EQUAL TO THE EXISTING CONDITIONS PRIOR TO COMMENCEMENT OF CONSTRUCTION AT NO ADDITIONAL COST TO THE OWNER.
- CONTRACTOR IS RESPONSIBLE FOR MAINTAINING A COMPLETE UP-TO-DATE SET OF DRAWINGS AND SPECIFICATIONS AT THE CONSTRUCTION SITE AND ENSURING THE DOCUMENTS ARE READILY AVAILABLE FOR REVIEW BY THE LANDSCAPE ARCHITECT AND GOVERNING AGENCY.
- THE DRAWINGS AND SPECIFICATIONS ARE COMPLEMENTARY TO ONE ANOTHER AND IMPLIED TO CORRESPOND WITH ONE ANOTHER. ANY DISCREPANCIES SHOULD BE BROUGHT TO THE ATTENTION OF THE LANDSCAPE ARCHITECT FOR RESOLUTION IMMEDIATELY.
- LANDSCAPE DRAWINGS ARE TO BE READ IN CONJUNCTION WITH ARCHITECTURAL AND ENGINEERING DRAWINGS. REPORT ANY DISCREPANCIES TO THE CONSULTANT FOR REVIEW AND RESPONSE.
- EXISTING UTILITIES SHOWN ARE APPROXIMATE AND SHALL BE VERIFIED IN THE FIELD PRIOR TO BEGINNING WORK. THE CONTRACTOR SHALL EXERCISE CAUTION WHEN WORKING AROUND EXISTING UTILITIES TO REMAIN.
- ROADWAYS AND BUILDINGS MUST BE CAPABLE OF SUPPORTING FIRE AND EMERGENCY APPARATUS DURING CONSTRUCTION.
- SEE CIVIL FOR SEDIMENTATION AND EROSION CONTROL MEASURES.
- SEE CIVIL FOR UTILITY AND UNDERGROUND STORM DRAINAGE INFORMATION.
- ALL MATERIALS, CONSTRUCTION, AND WORKMANSHIP SHALL MEET THE UNIVERSITY OF BRITISH COLUMBIA SPECIFICATIONS AND DESIGN STANDARDS.
- THE CONTRACTOR IS RESPONSIBLE FOR INSTALLING SLEEVING FOR ELECTRIC, DRAINAGE, IRRIGATION, AND UTILITIES PRIOR TO THE INSTALLATION OF COMPACTED SUB-GRADE, SUB-BASE AND PAVEMENT AS NECESSARY. SLEEVES TO BE INSTALLED AT A MINIMUM DEPTH BELOW GRADE AS PER UNIVERSITY STANDARDS.

EXTENT OF LANDSCAPE DP APPLICATION

EXTENT OF BUILDING DP APPLICATION



SHEET INDEX

SHEET	DESCRIPTION	RE-ISSUED FOR DP (BUILDING SCOPE) - 22.02.21	ISSUED FOR LANDSCAPE DP - 22.02.21	75% CD ISSUE FOR TENDER (BUILDING SCOPE) - 22.04.01	75% CD ISSUE FOR TENDER (LANDSCAPE SCOPE) - 22.04.01	RE-ISSUED FOR DP (BUILDING SCOPE) - 22.05.02	ISSUED FOR LANDSCAPE DP - 22.05.02
L000	TITLE SHEET						
L001	FIRE ACCESS	X	X	X	X	X	X
L100	TREE MANAGEMENT PLAN		X	X	X	X	X
L110	DEMOLITION PLAN		X	X	X	X	X
L200	MATERIALS PLAN		X	X	X	X	X
L201	SPECIAL PAVING PLAN ENLARGEMENT			X			
L202	SPECIAL PAVING PLAN ENLARGEMENT			X			
L203	SPECIAL PAVING PLAN ENLARGEMENT			X			
L300	LAYOUT PLAN	X	X	X	X	X	X
L301	PAVEMENT JOINTING LAYOUT PLAN		X	X	X	X	X
L400	GRADING PLAN		X	X	X	X	X
L500	SOILS PLAN		X	X	X	X	X
L600	PLANTING AREA INDEX		X	X	X	X	X
L601	PLANTING PLAN - BUILDING DP AREA		X	X	X	X	X
L602	PLANTING PLAN - LANDSCAPE DP AREA			X	X	X	X
L603	PLANTING PLAN - AREA 01	X		X	X		
L604	PLANTING PLAN - AREA 02	X		X	X		
L605	PLANTING PLAN - AREA 03	X		X	X		
L606	PLANTING PLAN - AREA 04		X	X	X	X	X
L607	PLANTING PLAN - AREA 05		X	X	X	X	X
L608	PLANTING PLAN - AREA 06		X	X	X	X	X
L609	PLANTING PLAN - AREA 07		X	X	X	X	X
L610	PLANTING PLAN - AREA 08		X	X	X	X	X
L611	PLANTING PLAN - AREA 09		X	X	X	X	X
L612	PLANTING PLAN - AREA 10		X	X	X	X	X
L613	PLANTING PLAN - AREA 11		X	X	X	X	X
L614	PLANTING PLAN - AREA 12		X	X	X	X	X
L615	PLANTING PLAN - AREA 13		X	X	X	X	X
L616	PLANTING PLAN - AREA 14		X	X	X	X	X
L700	LIGHTING	X	X	X	X	X	X
L800	SECTIONS	X	X	X	X	X	X
L801	SECTIONS	X	X	X	X	X	X
L802	SECTIONS	X	X	X	X	X	X
L900	PLANTING DETAILS	X	X	X	X	X	X
L901	HARDSCAPE DETAILS	X	X	X	X	X	X
L902	UBC STANDARD SITE DETAILS	X	X	X	X	X	X
L903	SITE DETAILS	X	X	X	X	X	X
L904	SITE DETAILS	X	X	X	X	X	X
L905	SITE DETAILS	X	X	X	X	X	X
L906	SITE DETAILS		X	X	X		
L907	SITE DETAILS		X	X	X		
L950	BENCH ENLARGEMENTS		X				
L951	BENCH ENLARGEMENTS		X	X			
L952	BENCH ENLARGEMENTS		X	X			
L953	BENCH ENLARGEMENTS		X	X			
L954	SKATE DETERRENT TYP		X	X			
L955	SKATE DETERRENT TYP		X	X			
L956	SKATE DETERRENT TYP		X	X			
L957	SKATE DETERRENT TYP		X	X			
L958	CONTROL JOINTS		X	X			
L959	CONTROL JOINTS		X	X			
L960	CONTROL JOINTS		X	X			
L961	CONTROL JOINTS		X	X			

IRRIGATION

BUILDING SCOPE							
IR-01	IRRIGATION KEY PLAN			X			
IR-02	IRRIGATION PLAN			X			
LANDSCAPE SCOPE							
IR-01	IRRIGATION KEY PLAN				X		
IR-02	LEVEL 0 IRRIGATION PLAN FOR WATER ENTRY ROOM				X		
IR-03	IRRIGATION PLAN				X		
IR-04	IRRIGATION DETAIL PLAN				X		

PROJECT TEAM

CLIENT
UBC PROPERTIES TRUST

PRIMARY CONTACT:
DAVE POETTCKER, Director of Development

604.731.3103
dpoettcker@ubcproperties.ca

LANDSCAPE ARCHITECT
PFS STUDIO

PRIMARY CONTACT:
DUSTIN DILTS, Landscape Architect
CHRIS PHILLIPS, Principal, Landscape Architect

604.736.5168
cphillips@pfs.bc.ca
ddilts@pfs.bc.ca

ARCHITECT
SHAPE ARCHITECTURE

PRIMARY CONTACT:
NICK SULLY, Managing Principal
Avery Titchkosky, Project Architect

604.687.4457
n.sully@shapearchitecture.ca
a.titchkosky@shapearchitecture.ca

CONTRACTOR
ETRO CONSTRUCTION

PRIMARY CONTACT:
MIKE MAERLE, Principal
NITASHA RAJORA, Director of Development

604.492.0920
mike.maerle@etroconstruction.ca
nitasha.rajora@etroconstruction.ca

STRUCTURAL
WSP

PRIMARY CONTACT:
CHRIS JACQUES, Structural Engineering Lead

604.601.6769
chris.jacques@wsp.com

MECHANICAL
AME

PRIMARY CONTACT:
TAO WALDHAUS, Senior Project Engineer

604.230.2600
taowaldhaus@amegroup.ca

CIVIL
WSP

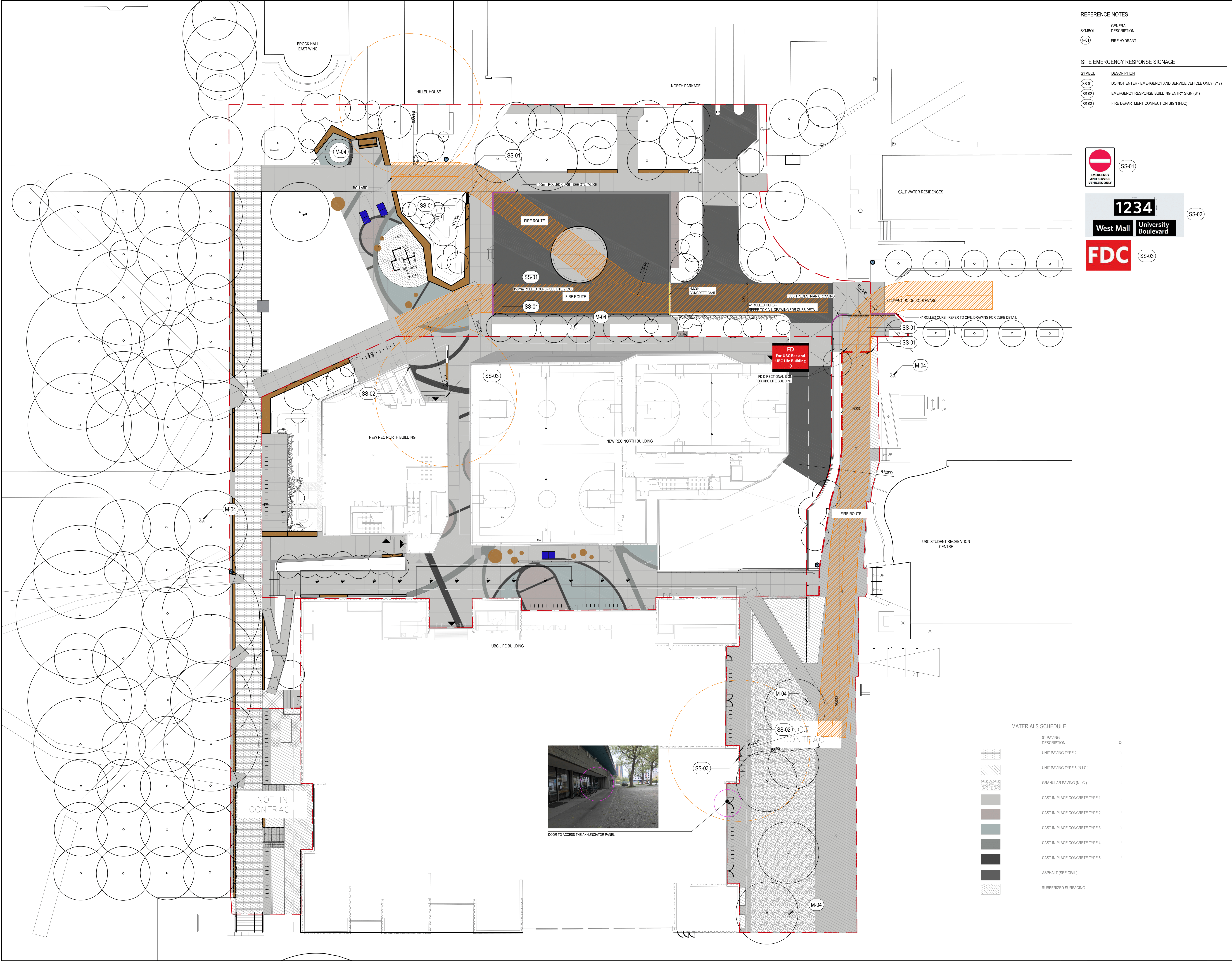
PRIMARY CONTACT:
GEHAD RAMADAN, Senior Project Engineer

604.527.6065
gehad.ramadan@wsp.com

ELECTRICAL
PBX

PRIMARY CONTACT:
DARCY METZ, Electrical Engineering Lead

708.480.7222
darcy.metz@pbxeng.com



REFERENCE NOTES

SYMBOL	GENERAL DESCRIPTION
(N-01)	FIRE HYDRANT

SITE EMERGENCY RESPONSE SIGNAGE

SYMBOL	DESCRIPTION
(SS-01)	DO NOT ENTER - EMERGENCY AND SERVICE VEHICLE ONLY (V17)
(SS-02)	EMERGENCY RESPONSE BUILDING ENTRY SIGN (B4)
(SS-03)	FIRE DEPARTMENT CONNECTION SIGN (FDC)



SS-01



SS-02



SS-03

MATERIALS SCHEDULE

01 PAVING DESCRIPTION	Q
UNIT PAVING TYPE 2	
UNIT PAVING TYPE 5 (N.I.C.)	
GRANULAR PAVING (N.I.C.)	
CAST IN PLACE CONCRETE TYPE 1	
CAST IN PLACE CONCRETE TYPE 2	
CAST IN PLACE CONCRETE TYPE 3	
CAST IN PLACE CONCRETE TYPE 4	
CAST IN PLACE CONCRETE TYPE 5	
ASPHALT (SEE CIVIL)	
RUBBERIZED SURFACING	

CLIENT:



PROJECT TEAM:

LANDSCAPE ARCHITECT
PFS Studio
1777 West 3rd Avenue
Vancouver, BC V6J 1K7
Tel: (604) 736-5168

ARCHITECT
SHAPE Architecture Inc.
534 West Pender Street
Vancouver, BC V6B 1V8
Tel: (604) 687-4457

CIVIL
WSP
840 Howe Street, #1000
Vancouver, BC V6Z 2M1
Tel: (604) 685-9381

STRUCTURAL
WSP
840 Howe Street, #1000
Vancouver, BC V6Z 2M1
Tel: (604) 685-9381

MECHANICAL
AME GROUP
200 - 638 Smith Street
Vancouver, BC V6B 1E3
Tel: (604) 684-5995

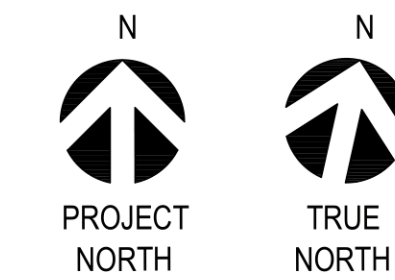
ELECTRICAL
PBX Engineering Ltd.
300-131 Water Street
Vancouver BC, V6B 4M3
Tel: (604) 406-7222

COPYRIGHT RESERVED:

This plan and design are, and at all times remain the exclusive property of PFS Studio and cannot be used or reproduced without written consent. Contractors shall verify and be responsible for all dimensions and conditions on the job. This office shall be informed of any discrepancies from the dimensions and conditions shown on the drawing.

ISSUANCE:

No.	Date	Details	By
1	2021.06.25	ISSUED FOR REVIEW	DO
2	2021.07.06	ISSUED FOR COSTING	DO
3	2021.10.01	ISSUED FOR DP (BUILDING SCOPE)	DO
4	2021.12.02	RE-ISSUED FOR DP (BUILDING SCOPE)	DO
5	2022.02.03	RE-ISSUED FOR DP (BUILDING SCOPE)	SG
6	2022.02.03	ISSUED FOR DP (LANDSCAPE SCOPE)	SG
7	2022.03.03	RE-ISSUED FOR DP (BUILDING SCOPE)	SG
8	2022.03.03	RE-ISSUED FOR DP (LANDSCAPE SCOPE)	SG
9	2022.03.21	RE-ISSUED FOR DP (BUILDING SCOPE)	SG
10	2022.03.21	RE-ISSUED FOR DP (LANDSCAPE SCOPE)	SG
11	2022.04.01	75% CD ISSUE FOR TENDER (BUILDING SCOPE)	SG
12	2022.04.01	75% CD ISSUE FOR TENDER (LANDSCAPE SCOPE)	SG
13	2022.05.02	RE-ISSUED FOR DP (BUILDING SCOPE)	SG



STAMP:

PROJECT NAME:

UBC RECREATION CENTRE NORTH

DRAWING TITLE:

SITE FIRE ACCESS FOR DISCUSSION PURPOSES

PFS PROJECT NUMBER:

21014

DATE:

2021/06/23

DRAWN BY:

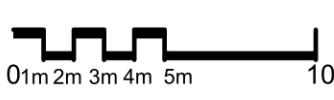
SG

CHECKED BY:

CF

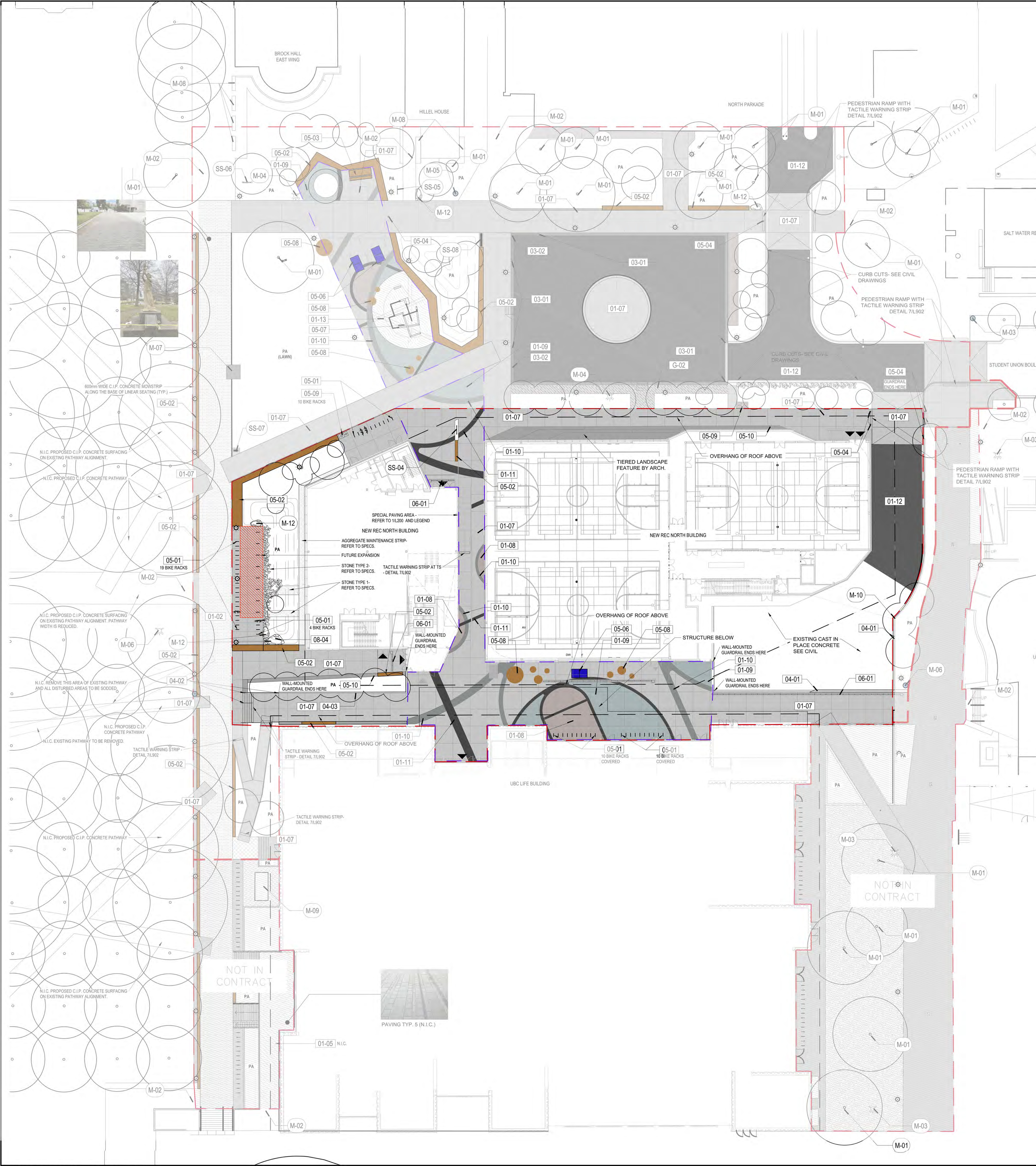
SCALE:

1:250



DWG. NO.:

L001



SITE MATERIALS REFERENCE NOTES

SYMBOL	DESCRIPTION
M-01	EXISTING TREE. DO NOT DISTURB.
M-02	EXISTING SIDEWALK. TIE INTO SMOOTHLY AND EVENLY.
M-03	EXISTING FIRE HYDRANT.
M-04	PROPOSED FIRE HYDRANT. REFER TO CIVIL DRAWINGS.
M-05	EXISTING BLUE BEACON.
M-06	PROPOSED BLUE BEACON.
M-07	EXISTING GODDESS OF DEMOCRACY STATUE. DO NOT DISTURB.
M-08	EXISTING BENCH TO BE RETAINED.
M-09	EXISTING TRANSFORMER. TO BE RETAINED. COVER IN GREY VINYL WRAP.
M-10	EXISTING RETAINING WALL.
PA	PLANTING AREA.





SITE SIGNAGE REFERENCE NOTES

SYMBOL	DESCRIPTION
SS-04	UBC (B) BUILDING IDENTIFICATION SIGNAGE PER UBC WAYFINDING EXTERIOR SIGNAGE STANDARDS AND GUIDELINES / SEE DETAIL 1L905
SS-05	UBC HILLET BUILDING IDENTIFICATION SIGNAGE PER UBC WAYFINDING EXTERIOR SIGNAGE STANDARDS AND GUIDELINES
SS-06	UBC BROOK HALL EAST WING BUILDING IDENTIFICATION SIGNAGE PER UBC WAYFINDING EXTERIOR SIGNAGE STANDARDS AND GUIDELINES
SS-07	WAYFINDING PYLON- EXISTING SIGNAGE TO BE REUSED.
SS-08	PEDESTRIAN WAYFINDING SIGNAGE

NOTE: QUANTITIES ARE INCLUDED FOR CONVENIENCE ONLY. AREAS NOTED NOT IN CONTRACT ARE INCLUDED IN OVERALL QUANTITIES AND NEED TO BE SUBTRACTED FOR ACCURATE COSTING.

GENERAL LEGEND

---	LIMIT OF WORK
---	BUILDING OVERHANG

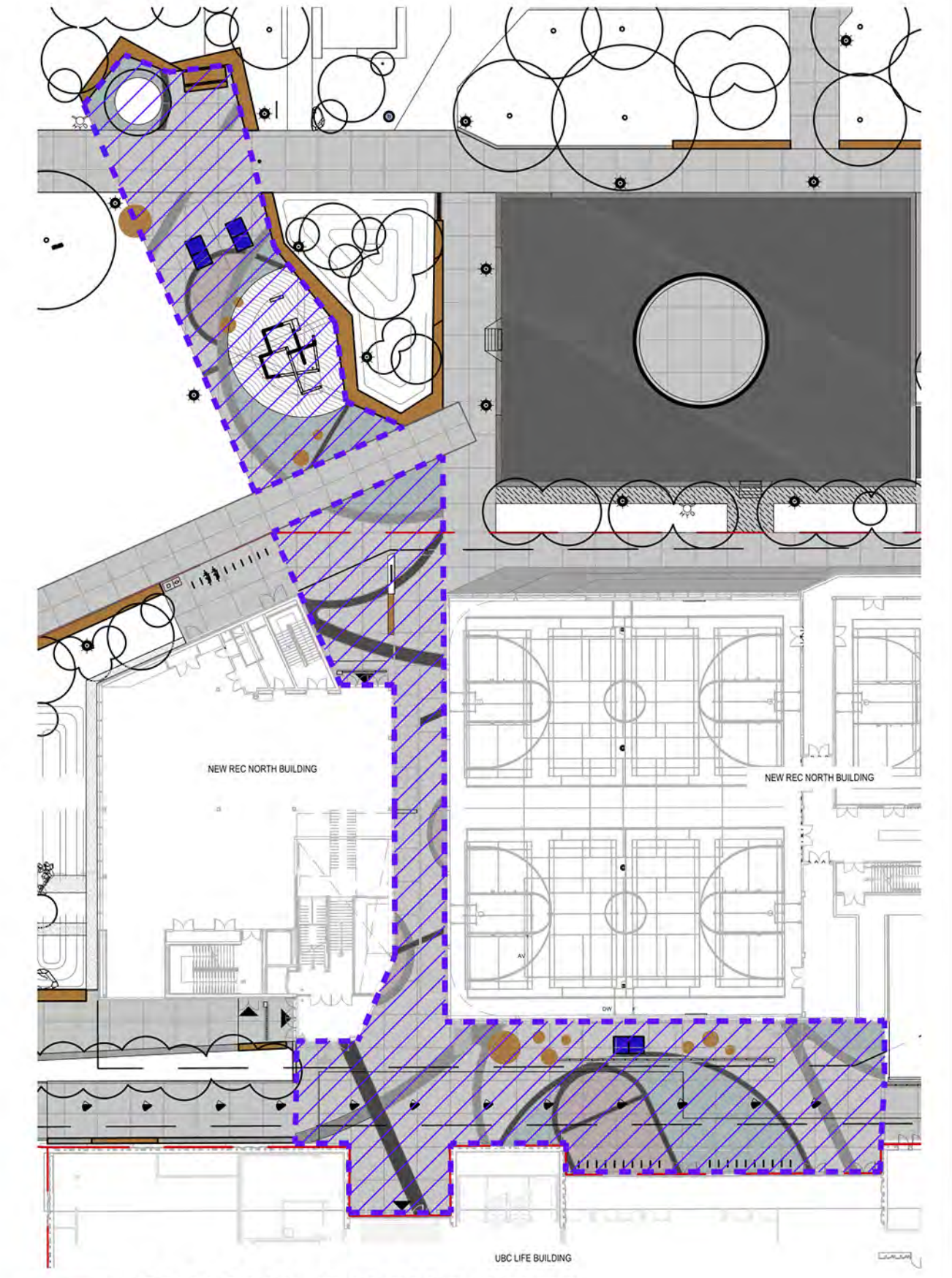
EXISTING	PROPOSED	
		DECIDUOUS TREES
		CONIFEROUS TREES

MATERIALS SCHEDULE

SYMBOL	DESCRIPTION	QTY	DETAIL
	01 PAVING DESCRIPTION UNIT PAVING TYPE 2	10L901	
	01-05 UNIT PAVING TYPE 5 (N.I.C.)	10L901	
	01-06 GRANULAR PAVING (N.I.C.)		
	01-07 CAST IN PLACE CONCRETE TYPE 1	1L901	
	01-08 CAST IN PLACE CONCRETE TYPE 2	1L901	
	01-09 CAST IN PLACE CONCRETE TYPE 3	1L901	
	01-10 CAST IN PLACE CONCRETE TYPE 4	1L901	
	01-11 CAST IN PLACE CONCRETE TYPE 5	1L901	
	01-12 ASPHALT (SEE CIVIL)		
	01-13 RUBBERIZED SURFACING	8L901	
SYMBOL	DESCRIPTION	QTY	DETAIL
	03-01 EXTRUDED CURB- DROP-OFF AREA	6L906	
	03-02 ROLL-OVER CURB- DROP-OFF AREA	7L906	
SYMBOL	DESCRIPTION	QTY	DETAIL
	04-01 GUARDRAIL	7L901	
	04-02 HANDRAIL	3L901	
	04-03 GUARDRAIL WALL MOUNTED	1L906	
	04-04 RAMP TOE-RAIL	5L906	
SYMBOL	DESCRIPTION	QTY	DETAIL
	05-02 CIP CONCRETE BENCH CW WOOD TOP	2-2L903	
	05-03 WORK TABLE AND BENCH	7L903	
	05-10 C.I.P. CONCRETE SEATWALL	111.8 m²	2L906
	05-04 UBC STANDARD BOLLARD - STATIONARY	8 BUILDING SCOPE 4 LANDSCAPE SCOPE	1L902
	05-05 RECYCLING WASTE ENCLOSURE	2	8L902
	05-06 EXTERIOR TIERED LANDSCAPE FEATURE	1	BY ARCH.
	05-03 WORK TABLE AND BENCH	1	7L903
	05-06 PING PONG TABLE	1 BUILDING SCOPE 2 LANDSCAPE SCOPE	4L902
	05-07 PARKOUR BALANCING STRUCTURE	1	1.2.3L907
	05-08 CIRCULAR BENCH	7 BUILDING SCOPE 4 LANDSCAPE SCOPE	1L904
SYMBOL	DESCRIPTION	QTY	DETAIL
	08-04 EXISTING LANDSCAPE BOULDER- REFER TO M-12 / DEMOLITION PLAN	5	10L900

GRADING REFERENCE NOTES

SYMBOL	DESCRIPTION	QTY	DETAIL
	G-01 STORMWATER	428.71 m³ OVERALL	
SYMBOL	DESCRIPTION	QTY	DETAIL
	G-02 SOIL CELLS	68.2 m³	6L902 LANDSCAPE SCOPE



SPECIAL PAVING AREA
SCALE: 1:500

CLIENT:



PROJECT TEAM:

LANDSCAPE ARCHITECT PFS Studio 1777 West 3rd Avenue Vancouver, BC V6J 1K7 Tel: (604) 736-5168	ARCHITECT SHAPE Architecture Inc. 534 West Pender Street Vancouver, BC V6B 1V8 Tel: (604) 687-4457
CIVIL WSP 840 Howe Street, #1000 Vancouver, BC V6Z 2M1 Tel: (604) 685-9381	STRUCTURAL WSP 840 Howe Street, #1000 Vancouver, BC V6Z 2M1 Tel: (604) 685-9381
MECHANICAL AME GROUP 200 - 638 Smith Street Vancouver, BC V6B 1E3 Tel: (604) 684-5995	ELECTRICAL PBX Engineering Ltd. 300-131 Water Street Vancouver BC, V6B 4M3 Tel: (604) 406-7222

COPYRIGHT RESERVED:
This plan and design are, and at all times remain the exclusive property of PFS Studio and cannot be used or reproduced without written consent. Contractors shall verify and be responsible for all dimensions and conditions on the job. This office shall be informed of any discrepancies from the dimensions and conditions shown on the drawing.

ISSUANCE	No.	Date	Drawn	By
1	2021.06.25	ISSUED FOR REVIEW	DD	
2	2021.07.06	ISSUED FOR COSTING	DD	
3	2021.10.01	ISSUED FOR DP (BUILDING SCOPE)	DD	
4	2021.12.02	RE-ISSUED FOR DP (BUILDING SCOPE)	DD	
5	2022.02.03	RE-ISSUED FOR DP (BUILDING SCOPE)	SG	
6	2022.02.03	ISSUED FOR DP (LANDSCAPE SCOPE)	SG	
7	2022.03.03	RE-ISSUED FOR DP (BUILDING SCOPE)	SG	
8	2022.03.03	RE-ISSUED FOR DP (LANDSCAPE SCOPE)	SG	
9	2022.03.21	RE-ISSUED FOR DP (BUILDING SCOPE)	SG	
10	2022.03.21	RE-ISSUED FOR DP (LANDSCAPE SCOPE)	SG	
11	2022.04.01	75% CD ISSUE FOR TENDER (BUILDING SCOPE)	SG	
12	2022.04.01	75% CD ISSUE FOR TENDER (LANDSCAPE SCOPE)	SG	
13	2022.05.02	RE-ISSUED FOR DP (BUILDING SCOPE)	SG	



STAMP:

PROJECT NAME:
UBC RECREATION CENTRE NORTH

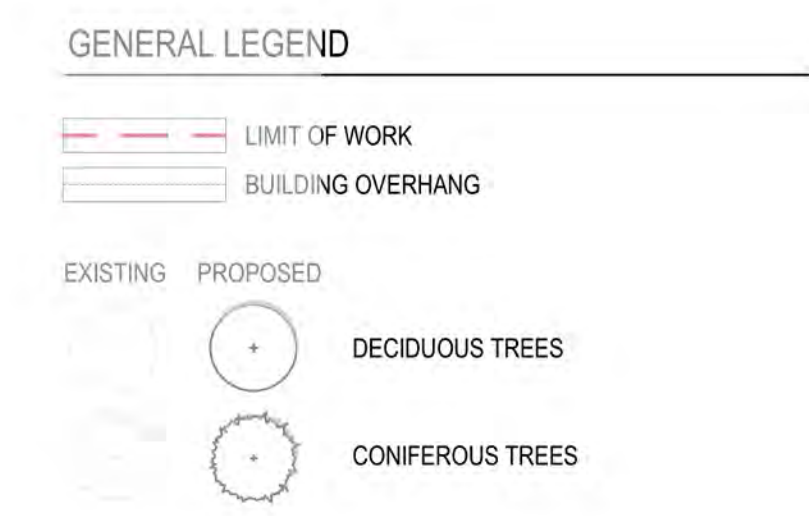
DRAWING TITLE:
MATERIALS PLAN

PFS PROJECT NUMBER: 21014 DATE: 2021/06/23

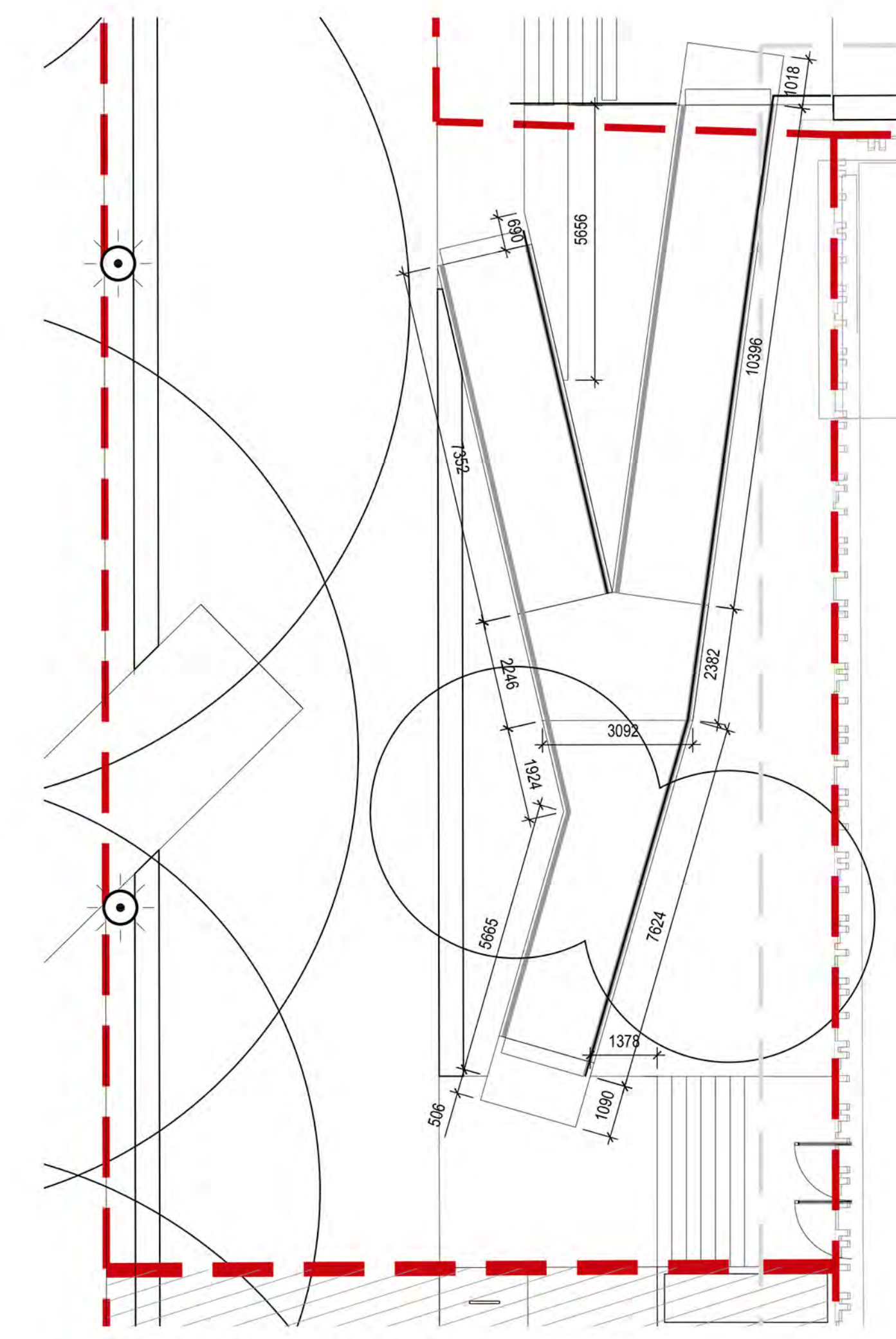
DRAWN BY: SG CHECKED BY: CF

SCALE: 1:250

DWG. NO.: L200



- ## LAYOUT NOTES
1. THE CONTRACTOR SHALL STAKE THE LAYOUT AND ALIGNMENT OF ALL PAVEMENTS, WALLS, AND OTHER SITE FEATURES IN THE FIELD FOR APPROVAL BY THE LANDSCAPE ARCHITECT PRIOR TO START OF CONSTRUCTION. BRING DISCREPANCIES TO THE ATTENTION OF THE LANDSCAPE ARCHITECT FOR CLARIFICATION.
 2. WRITTEN DIMENSIONS TAKE PRECEDENCE OVER SCALE. DO NOT SCALE DRAWINGS.
 3. ALL DIMENSIONS LABELED "EO" ARE TO INDICATE EQUAL MEASUREMENTS BETWEEN THE DIMENSIONS END POINTS ON THE DRAWING.
 4. INSTALL INTERSECTING ELEMENTS AT 90 DEGREES TO EACH OTHER UNLESS OTHERWISE NOTED.
 5. PROVIDE EXPANSION JOINTS WHERE CONCRETE FLATWORK MEETS VERTICAL STRUCTURES SUCH AS WALLS, CURBS, STEPS, AND BUILDING ELEMENTS AND AS INDICATED ON DRAWINGS AND SPECS.
 6. UNLESS OTHERWISE NOTED, CONCRETE SCREED AND EXPANSION JOINTS SHALL BE ALIGNED WITH BUILDING FEATURES AND WITH CORNERS OF PAVEMENT. SPACE ADDITIONAL JOINTS BETWEEN THESE POINTS EQUALLY.
 7. THE CONTRACTOR SHALL PROVIDE SMOOTH LAYOUT ALIGNMENTS BETWEEN EXISTING CONDITIONS AND PROPOSED SITE IMPROVEMENTS.
 8. ALL CURVES TO BE SMOOTH AND CONTINUOUS.
 9. REFER TO ENGINEERING DRAWINGS FOR DETAILS, SUBGRADE AND REINFORCING OF ALL PAVED SURFACES IN ROADWAYS.



1 ENLARGEMENT
L300 SCALE: 1:100

CLIENT:

 **UBC PROPERTIES TRUST**

PROJECT TEAM:	
<p>LANDSCAPE ARCHITECT PFS Studio 1777 West 3rd Avenue Vancouver, BC V6J 1K7 Tel: (604) 736-5168</p>	<p>ARCHITECT SHAPE Architecture Inc. 534 West Pender Street Vancouver, BC V6B 1V8 Tel: (604) 687-4457</p>
<p>CIVIL WSP 840 Howe Street, #1000 Vancouver, BC V6Z 2M1 Tel: (604) 685-9381</p>	<p>STRUCTURAL WSP 840 Howe Street, #1000 Vancouver, BC V6Z 2M1 Tel: (604) 685-9381</p>
<p>MECHANICAL AME GROUP 200 - 638 Smith Street Vancouver, BC V6B 1E3 Tel: (604)684-5995</p>	<p>ELECTRICAL PBX Engineering Ltd. 300-131 West Street Vancouver BC, V6B 4M8 Tel: (604)408-7222</p>

COPYRIGHT RESERVED:
This plan and design are, and at all times remain the exclusive property of PFI Studio and cannot be used or reproduced without written consent. Contractor shall verify and be responsible for all dimensions and conditions on the job. The office shall be informed of any discrepancies from the dimensions and conditions shown on the drawing.


ISSUANCE				
No.	Date	Details		By
1	2021-05-25	ISSUED FOR REVIEW	DO	SC
2	2021-07-08	ISSUED FOR COSTING	DO	SC
3	2021-10-01	ISSUED FOR DP (BUILDING SCOPE)	DO	SC
4	2021-12-02	RE-ISSUED FOR DP (BUILDING SCOPE)	DO	SC
5	2022-02-03	RE-ISSUED FOR DP (BUILDING SCOPE)	DO	SC
6	2022-03-03	ISSUED FOR DP (LANDSCAPE SCOPE)	DO	SC
7	2022-03-03	RE-ISSUED FOR DP (BUILDING SCOPE)	DO	SC
8	2022-03-03	RE-ISSUED FOR DP (LANDSCAPE SCOPE)	DO	SC
9	2022-05-01	ISSUED FOR DP (BUILDING SCOPE)	DO	SC
10	2022-05-01	RE-ISSUED FOR DP (LANDSCAPE SCOPE)	DO	SC
11	2022-04-01	75% DC ISSUE FOR TENDER (BUILDING SCOPE)	DO	SC
12	2022-04-01	75% DC ISSUE FOR TENDER (LANDSCAPE SCOPE)	DO	SC
13	2022-05-02	RE-ISSUED FOR DP (BUILDING SCOPE)	DO	SC



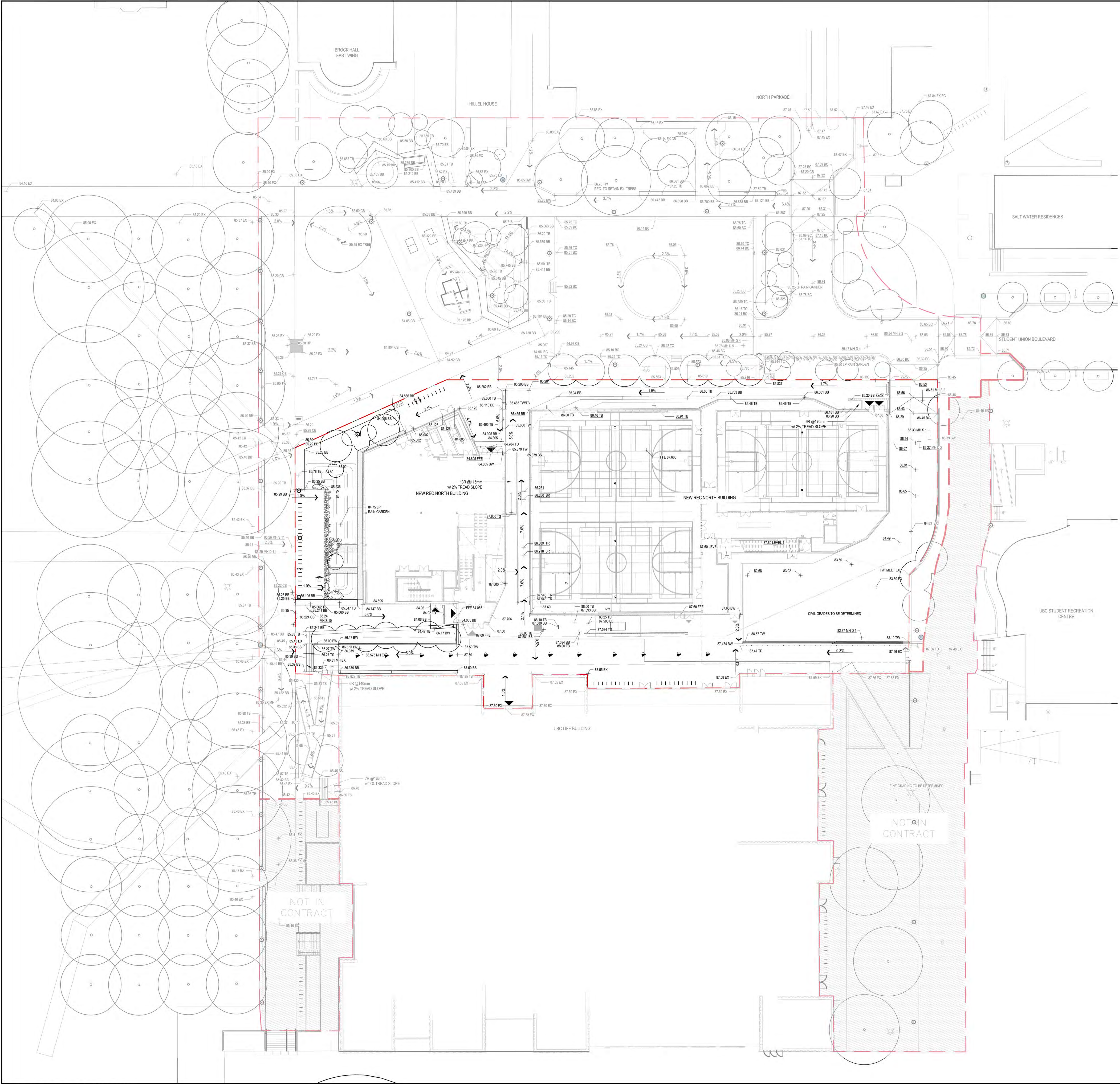
STAMP: 

PROJECT NAME:
UBC RECREATION
CENTRE NORTH

DRAWING TITLE:
LAYOUT PLAN

PFS PROJECT NUMBER: 21014	DATE: 2021/06/23
DRAWN BY: SG	CHECKED BY: CF
SCALE: 1:250	

DWG. NO.:
L300



GRADING NOTES

1. REFER TO SURVEY PLAN FOR EXISTING ELEVATIONS.
2. ALL SPOT ELEVATIONS IN METRIC METER MEASUREMENT UNITS UNLESS OTHERWISE INDICATED.
3. REFER TO CIVIL DRAWINGS FOR ALL SUBSURFACE DRAINAGE.
4. ENSURE POSITIVE DRAINAGE AWAY FROM BUILDINGS AND TO STORM DRAINS.
5. UTILITY LIDS/COVERS TO BE PROTECTED DURING DEMOLITION, ADJUSTED TO FINAL GRADE AND BE ADJUSTED FOR FUTURE MAINTENANCE ACCESS. REFER TO CIVIL.
6. CIVIL GRADES AT BOTTOM OF CURB PROVIDED FOR REFERENCE ONLY. REFER TO CIVIL DRAWINGS. NOTIFY CONSULTANT OF ANY DISCREPANCIES.

GENERAL LEGEND

- LIMIT OF WORK
--- BUILDING OVERHANG
- EXISTING PROPOSED
- DECIDUOUS TREES
CONIFEROUS TREES
- EXISTING GRADES
PROPOSED GRADES
GRADES BY OTHERS. REFER TO CIVIL / ARCH DWGS.

CLIENT:



PROJECT TEAM:

LANDSCAPE ARCHITECT
PFS Studio
1777 West 3rd Avenue
Vancouver, BC V6J 1K7
Tel: (604) 736-5168

ARCHITECT
SHAPE Architecture Inc.
534 West Pender Street
Vancouver, BC V6B 1V8
Tel: (604) 687-4457

CIVIL
WSP
840 Howe Street, #1000
Vancouver, BC V6Z 2M1
Tel: (604) 685-9381

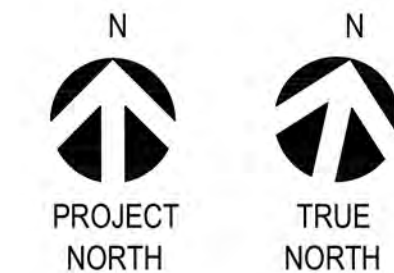
STRUCTURAL
WSP
840 Howe Street, #1000
Vancouver, BC V6Z 2M1
Tel: (604) 685-9381

MECHANICAL
AME GROUP
200 - 638 Smithe Street
Vancouver, BC V6B 1E3
Tel: (604) 684-5995

ELECTRICAL
PBX Engineering Ltd.
300-131 Water Street
Vancouver BC, V6B 4M3
Tel: (604) 408-7222

COPYRIGHT RESERVED:
This plan and design are, and at all times remain the exclusive property of PFS Studio and cannot be used or reproduced without written consent. Contractors shall verify and be responsible for all dimensions and conditions on the job. This office shall be informed of any discrepancies from the dimensions and conditions shown on the drawing.

ISSUANCE			
No.	Date	Details	By
1	2021.06.25	ISSUED FOR REVIEW	CO
2	2021.07.06	ISSUED FOR COSTING	CO
3	2021.10.01	ISSUED FOR DP (BUILDING SCOPE)	CO
4	2021.12.02	RE-ISSUED FOR DP (BUILDING SCOPE)	CO
5	2022.02.03	RE-ISSUED FOR DP (BUILDING SCOPE)	SG
6	2022.02.03	ISSUED FOR DP (LANDSCAPE SCOPE)	SG
7	2022.03.03	RE-ISSUED FOR DP (BUILDING SCOPE)	SG
8	2022.03.03	RE-ISSUED FOR DP (LANDSCAPE SCOPE)	SG
9	2022.03.21	RE-ISSUED FOR DP (BUILDING SCOPE)	SG
10	2022.03.21	RE-ISSUED FOR DP (LANDSCAPE SCOPE)	SG
11	2022.04.01	75% CD ISSUE FOR TENDER (BUILDING SCOPE)	SG
12	2022.04.01	75% CD ISSUE FOR TENDER (LANDSCAPE SCOPE)	SG
13	2022.05.02	RE-ISSUED FOR DP (BUILDING SCOPE)	SG



STAMP:

PROJECT NAME:
UBC RECREATION
CENTRE NORTH

DRAWING TITLE:
GRADING PLAN

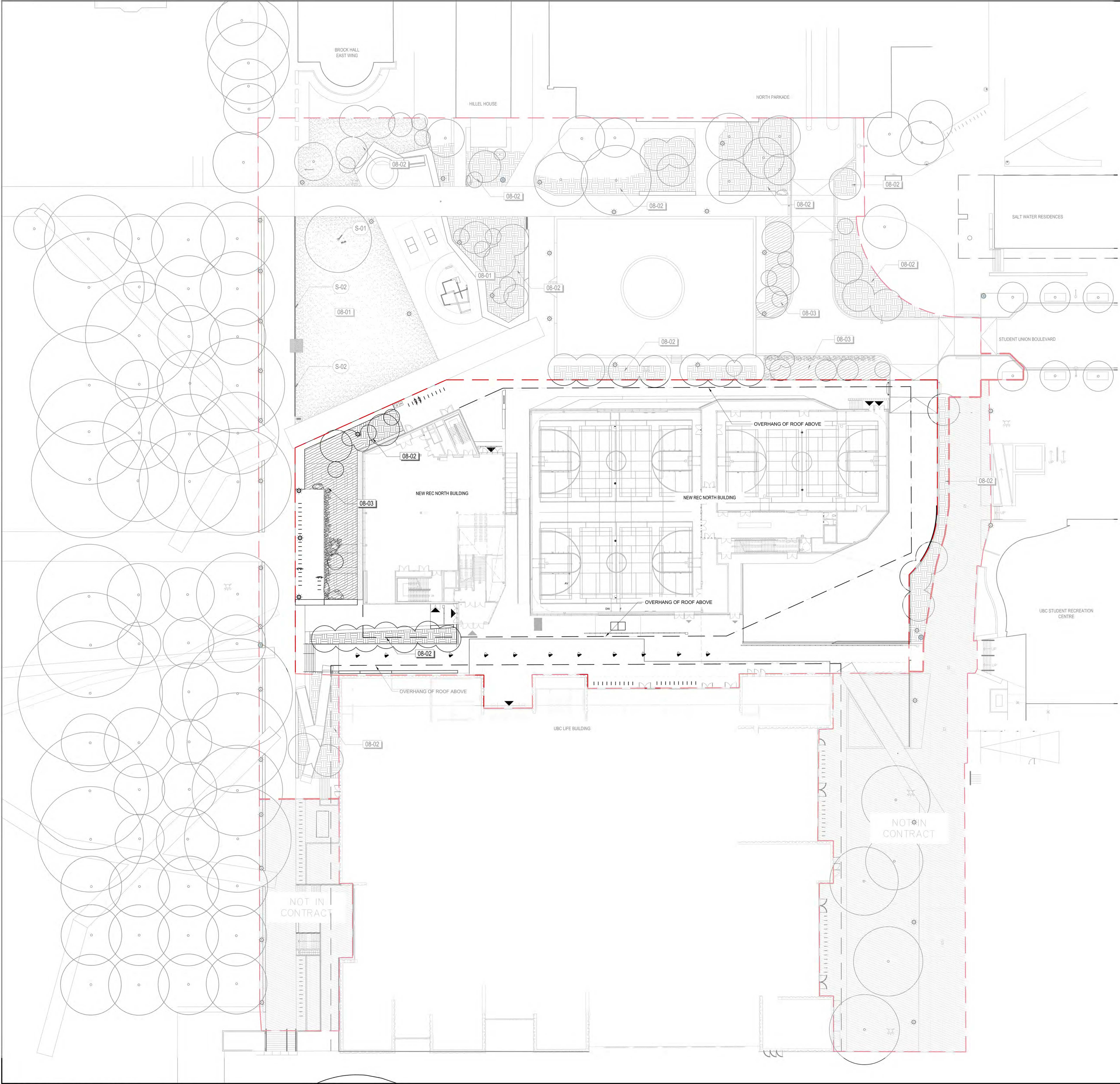
PFS PROJECT NUMBER: 21014 DATE: 2021/06/23

DRAWN BY: SG CHECKED BY: CF

SCALE: 1:250 0m 2m 3m 4m 5m 10m

DWG. NO.:

L400



GENERAL LEGEND

--- LIMIT OF WORK
--- BUILDING OVERHANG

EXISTING PROPOSED

○ ○ DECIDUOUS TREES
○ ○ CONIFEROUS TREES

SOILS REFERENCE NOTES

SYMBOL DESCRIPTION
(S-01) EXISTING TREE. DO NOT DISTURB. DO NOT ENCRoACH WITHIN DRIPLINE WITH SOIL INSTALLATION.
(S-02) EDGER. REFER TO PLANTING PLANS.

SOILS SCHEDULE

SYMBOL	DESCRIPTION	QTY	DETAIL
08-01	SOIL PROFILE A - SODDED LAWN	962.7 m ² BUILDING SCOPE	1L/900
08-02	SOIL PROFILE B - PLANTING BEDS	1,174 m ² OVERALL	1L/900
08-03	SOIL PROFILE C - RAIN GARDEN	426.1 m ² OVERALL	1L/900
SYMBOL	DESCRIPTION	QTY	DETAIL
08-04	LANDSCAPE BOULDER EXISTING BOULDERS TO BE REUSED	2	10L/900



CLIENT:



PROJECT TEAM:

LANDSCAPE ARCHITECT
PFS Studio
1777 West 3rd Avenue
Vancouver, BC V6J 1K7
Tel: (604) 736-5168

ARCHITECT
SHAPE Architecture Inc.
534 West Pender Street
Vancouver, BC V6B 1V8
Tel: (604) 687-4457

CIVIL
WSP
840 Howe Street, #1000
Vancouver, BC V6Z 2M1
Tel: (604) 685-9381

MECHANICAL
AME GROUP
200 - 638 Smithe Street
Vancouver, BC V6B 1E3
Tel: (604) 684-5995

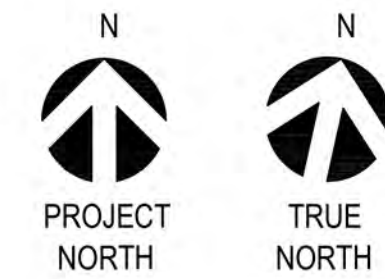
STRUCTURAL
WSP
840 Howe Street, #1000
Vancouver, BC V6Z 2M1
Tel: (604) 685-9381

ELECTRICAL
PBX Engineering Ltd.
300-131 Water Street
Vancouver BC, V6B 4M3
Tel: (604) 408-7222

COPYRIGHT RESERVED:
This plan and design are, and at all times remain the exclusive property of PFS Studio and cannot be used or reproduced without written consent. Contractors shall verify and be responsible for all dimensions and conditions on the job. This office shall be informed of any discrepancies from the dimensions and conditions shown on the drawing.

ISSUANCE

No.	Date	Details	By
1	2021.06.25	ISSUED FOR REVIEW	DO
2	2021.07.06	ISSUED FOR COSTING	DO
3	2021.10.01	ISSUED FOR DP (BUILDING SCOPE)	DO
4	2021.12.02	RE-ISSUED FOR DP (BUILDING SCOPE)	DO
5	2022.02.03	RE-ISSUED FOR DP (BUILDING SCOPE)	SG
6	2022.02.03	ISSUED FOR DP (LANDSCAPE SCOPE)	SG
7	2022.03.03	RE-ISSUED FOR DP (BUILDING SCOPE)	SG
8	2022.03.03	RE-ISSUED FOR DP (LANDSCAPE SCOPE)	SG
9	2022.03.21	RE-ISSUED FOR DP (BUILDING SCOPE)	SG
10	2022.03.21	RE-ISSUED FOR DP (LANDSCAPE SCOPE)	SG
11	2022.04.01	75% CD ISSUE FOR TENDER (BUILDING SCOPE)	SG
12	2022.04.01	75% CD ISSUE FOR TENDER (LANDSCAPE SCOPE)	SG
13	2022.05.02	RE-ISSUED FOR DP (BUILDING SCOPE)	SG



STAMP:

PROJECT NAME:
**UBC RECREATION
CENTRE NORTH**

DRAWING TITLE:
SOILS PLAN

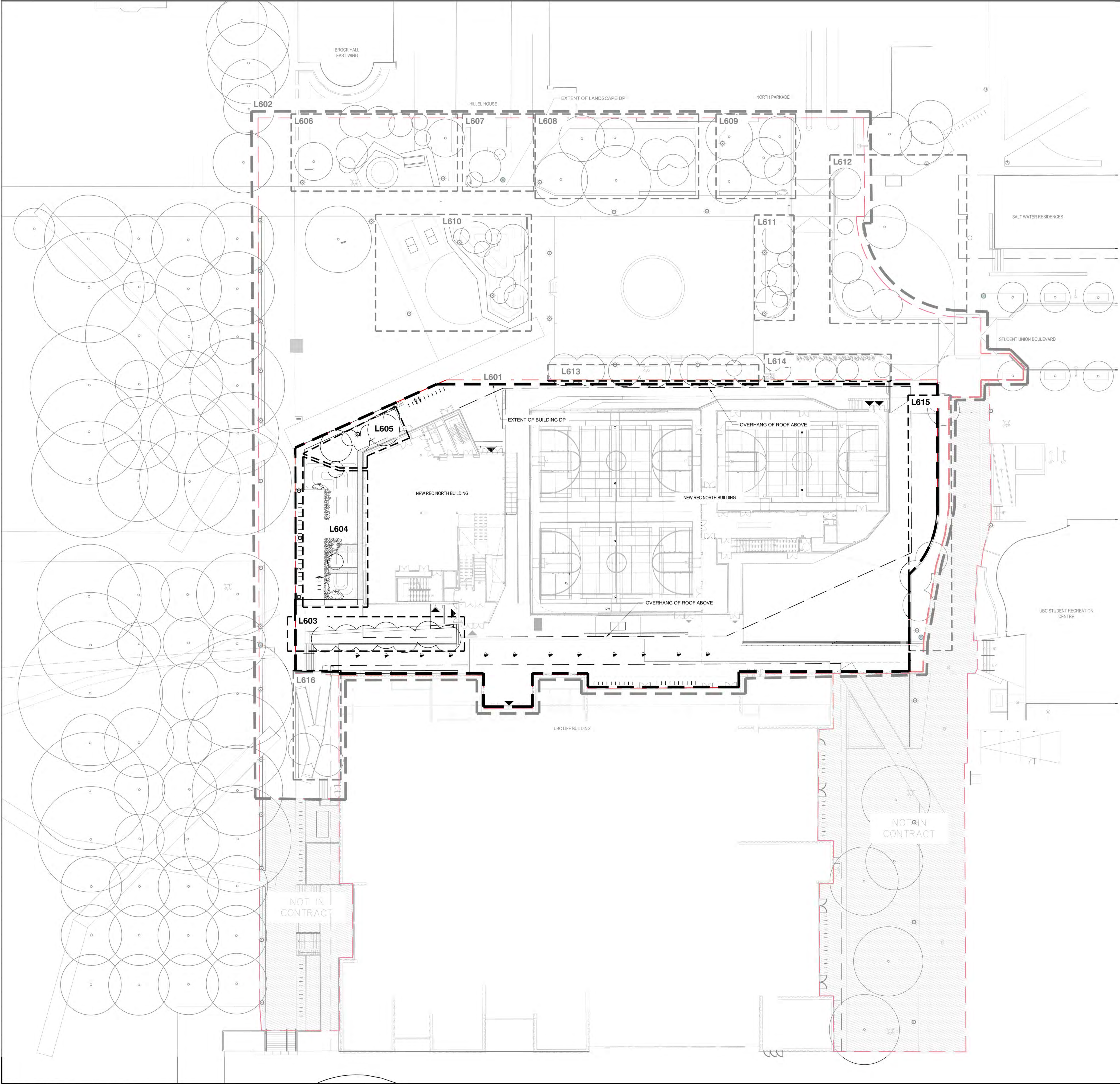
PFS PROJECT NUMBER: 21014 DATE: 2021/06/23

DRAWN BY: SG CHECKED BY: CF

SCALE: 1:250 0 1m 2m 3m 4m 5m 10m

DWG. NO.:

L500



PLANTING NOTES

1. FINAL PLANTING LAYOUT TO BE CONFIRMED UNDER DIRECTION OF LANDSCAPE ARCHITECT.
2. THE CONTRACTOR SHALL CONFIRM PLANT QUANTITIES ON THE DRAWINGS CORRESPOND TO THOSE INDICATED ON THE PLANT LIST. ANY DISCREPANCIES ARE TO BE VERIFIED BY THE CONSULTANT FOR REVIEW AND RESPONSE.
3. ALL NEW TREES TO BE PLANTED A MINIMUM OF 1.0m AWAY FROM UTILITIES (FROM EDGE OF ROOTBALL).
4. CONTRACTOR IS RESPONSIBLE TO RESTORE ALL AREAS OF THE SITE, OR ADJACENT AREAS, WHERE DISTURBED TO A CONDITION THAT MEETS OR EXCEEDS THE CONDITIONS PRIOR TO THE DISTURBANCE.
5. ALL PLANT MATERIAL SHALL CONFORM TO THE STANDARD SPECIFIED IN THE CURRENT EDITION OF THE CANADIAN NURSERY STOCK STANDARD (CNSS) AND PER PROJECT SPECIFICATIONS.
6. PLANT MATERIAL SIZES SPECIFIED ARE THE MINIMUM ACCEPTABLE SIZES TO BE SUPPLIED TO THIS PROJECT.
7. ALL PLANT MATERIAL SHALL BE WELL-ESTABLISHED AND UNIFORM IN SHAPE AND SIZE.
8. ALL PLANT MATERIAL SHALL BE NURSERY GROWN UNLESS OTHERWISE NOTED. ONLY CERTIFIED S.O.D. NURSERY STOCK WILL BE ACCEPTED.
9. THE CONTRACTOR SHALL PROVIDE A GROWING MEDIUM ANALYSIS FOR REVIEW BY THE CONSULTANT - AS PER SPECIFICATIONS - PRIOR TO THE START OF CONSTRUCTION. GROWING MEDIUM SUPPLIED TO THE SITE OR INSTALLED ON SITE PRIOR TO CONSULTANT APPROVAL SHALL BE REJECTED AT NO COST TO THE OWNER.
10. PLANT LIST TO BE READ IN CONJUNCTION WITH SPECIFICATIONS FOR COMPLIANCE.
11. PRIOR TO THE START OF CONSTRUCTION, THE CONTRACTOR SHALL CONFIRM THE AVAILABILITY OF THE PLANT MATERIAL SPECIFIED AS PER SPECIFICATIONS, ALLOWING FOR ANY AND ALL REQUIRED APPROVALS. PLANT SUBSTITUTIONS NOT CONFIRMED AND APPROVED BY THE CONSULTANT WILL BE REJECTED.
12. PRIOR TO INSTALLATION OF PLANT MATERIAL, PLANTS MUST BE PLACED AND LANDSCAPE ARCHITECT CALLED TO SITE TO REVIEW AND APPROVE LAYOUT. CONSULTANT MAY PROVIDE DIRECTIONS FOR LAYOUT MODIFICATIONS UPON REVIEW.
13. ALL PLANTING AREAS SHALL BE WATERED WITH AN IN-GROUND AUTOMATIC IRRIGATION SYSTEM.
14. PROVIDE ADEQUATE SUB-SURFACE DRAINAGE IN ALL PLANTED AREAS.

CLIENT:



PROJECT TEAM:

LANDSCAPE ARCHITECT
PFS Studio
1777 West 3rd Avenue
Vancouver, BC V6J 1K7
Tel: (604) 736-5168

ARCHITECT
SHAPE Architecture Inc.
534 West Pender Street
Vancouver, BC V6B 1V8
Tel: (604) 687-4457

CIVIL
WSP
840 Howe Street, #1000
Vancouver, BC V6Z 2M1
Tel: (604) 685-9381

STRUCTURAL
WSP
840 Howe Street, #1000
Vancouver, BC V6Z 2M1
Tel: (604) 685-9381

MECHANICAL
AME GROUP
200 - 638 Smithe Street
Vancouver, BC V6B 1E3
Tel: (604) 684-5995

ELECTRICAL
PBX Engineering Ltd.
300-131 Water Street
Vancouver BC, V6B 4M3
Tel: (604) 408-7222

COPYRIGHT RESERVED:
This plan and design are, and at all times remain the exclusive property of PFS Studio and cannot be used or reproduced without written consent. Contractors shall verify and be responsible for all dimensions and conditions on the job. This office shall be informed of any discrepancies from the dimensions and conditions shown on the drawing.

ISSUANCE			
No.	Date	Details	By
1	2021.06.25	ISSUED FOR REVIEW	CO
2	2021.07.06	ISSUED FOR COSTING	CO
3	2021.10.01	ISSUED FOR DP (BUILDING SCOPE)	CO
4	2021.12.02	RE-ISSUED FOR DP (BUILDING SCOPE)	CO
5	2022.02.03	RE-ISSUED FOR DP (BUILDING SCOPE)	SG
6	2022.02.03	ISSUED FOR DP (LANDSCAPE SCOPE)	SG
7	2022.03.03	RE-ISSUED FOR DP (BUILDING SCOPE)	SG
8	2022.03.03	RE-ISSUED FOR DP (LANDSCAPE SCOPE)	SG
9	2022.03.21	RE-ISSUED FOR DP (BUILDING SCOPE)	SG
10	2022.03.21	RE-ISSUED FOR DP (LANDSCAPE SCOPE)	SG
11	2022.04.01	75% CD ISSUE FOR TENDER (BUILDING SCOPE)	SG
12	2022.04.01	75% CD ISSUE FOR TENDER (LANDSCAPE SCOPE)	SG
13	2022.05.02	RE-ISSUED FOR DP (BUILDING SCOPE)	SG



STAMP:

PROJECT NAME:
UBC RECREATION
CENTRE NORTH

DRAWING TITLE:
PLANTING PLAN -
PLANTING AREA INDEX

PFS PROJECT NUMBER:
21014

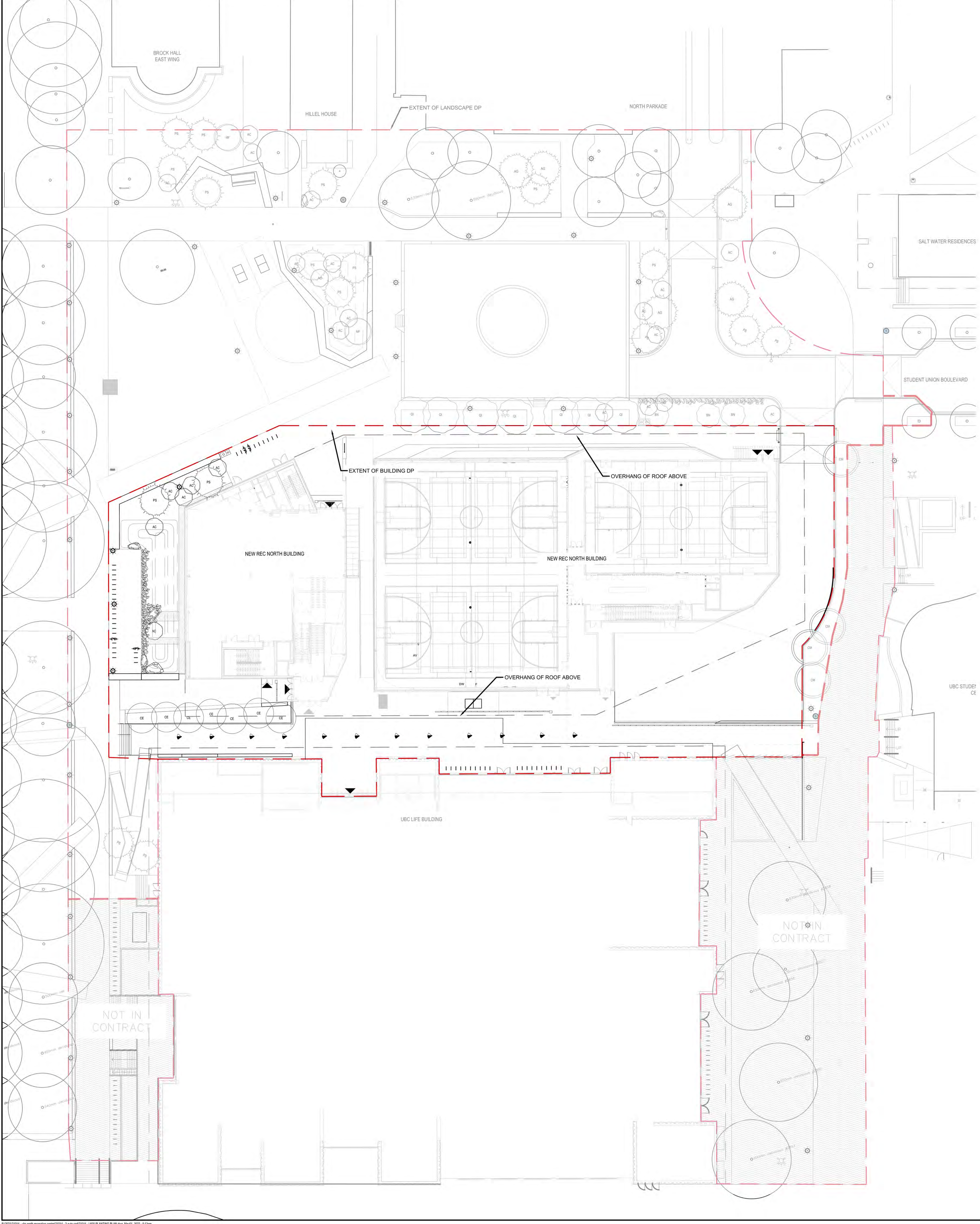
DATE:
2021/06/23

DRAWN BY:
SG

CHECKED BY:
CF

SCALE:
1:250

DWG. NO.:
L600



OVERALL PLANT SCHEDULE BUILDING DP-APP

TREES	CODE	BOTANICAL NAME	COMMON NAME	SIZE	QTY	
	AC	ACER CIRCINATUM	VINE MAPLE	#20 POT	6	
	CE	CORNUS NUTTALI X FLORIDA 'EDDIE'S WHITE WONDER'	EDDIE'S WHITE WONDER DOGWOOD	70MM CAL.	7	
	PS	PSEUDOTSUGA MENZIESII	DOUGLAS FIR	400CM HT.	2	
SHRUBS	CODE	BOTANICAL NAME	COMMON NAME	SIZE	QTY	
	Cs	CORNUS SERICEA 'KELSEY'	KELSEY DWARF REDTWIG DOGWOOD	#2	24	
	Csb	CORNUS SERICEA 'BAILEY'	BAYLEY'S RED TWIG DOGWOOD	#2	12	
	Gs	GAULTHERIA SHALLON	SALAL	#2	131	
	Oc	OEMLERIA CERASIFORMIS	INDIAN PLUM	#10	1	
	Rsa	RIBES SANGUINEUM 'ICICLE'	RED FLOWERING CURRANT 'ICICLE'	#2	3	
	Rs	ROSA NUTKANA	NOOTKA ROSE	#2	26	
	Rsp	RUBUS SPECTABILIS	SALMONBERRY	#3	1	
	Sp	SALIX PURPUREA 'NANA'	DWARF ARCTIC WILLOW	#2	12	
	Sd	SPIRAEA DOUGLASSII	WESTERN SPIREA	#2	17	
	Sa	SYMPHORICARPOS ALBUS 'BOKRABRIGHT'™	BRIGHT FANTASY SNOWBERRY	#2	9	
	Vs	VACCINIUM OVATUM	EVERGREEN HUCKLEBERRY	#2	3	
	Vp	VACCINIUM PARVIFOLIUM	RED HUCKLEBERRY	#2	1	
PERENNIALS AND FERNS	CODE	BOTANICAL NAME	COMMON NAME	SIZE	QTY	
	gaf	GYMNOCARPILUM DISJUNCTUM	PACIFIC OAK FERN	#1	9	
	pm	POLYSTICHUM MUNITUM	WESTERN SWORD FERN	#2	124	
	rg	RUDEBECKIA FULGIDA SULLIVANTII 'GOLDSTURM'	GOLDSTURM CONEFLOWER	#1	20	
SEDGES	CODE	BOTANICAL NAME	COMMON NAME	SIZE	QTY	
	co	CAREX OBNUPA	SLOUGH SEDGE	#1	21	
GROUND COVERS	CODE	BOTANICAL NAME	COMMON NAME	SIZE	SPACING	QTY
	asy	ANEMONE SYLVESTRIS	SNOWDROP ANEMONE	#1	450mm	33
	au	ARCTOSTAPHYLOS UVA-URSI	KINKINICK	#1	300mm	216
	bs	BLECHNUM SPICANT	DEER FERN	#1	450mm	54
	cc	CORNUS CANADENSIS	BUNCHBERRY DOGWOOD	#1	450mm	22
	fc	FRAGARIA CHILOENSIS	BEACH STRAWBERRY	#1	300mm	151
	fv	FRAGARIA VESCA	WOODLAND STRAWBERRY	#1	300mm	56
	id	IRIS DOUGLASSIANA	DOUGLAS IRIS	#1	450mm	204
	je	JUNCUS EFFUSUS	SOFT RUSH	#1	600mm	32
	ju	JUNCUS ENSIFOLIUS	SWORDLEAF RUSH	#1	300mm	303

PLANTING NOTES

1. FINAL PLANTING LAYOUT TO BE CONFIRMED UNDER DIRECTION OF LANDSCAPE ARCHITECT.
2. THE CONTRACTOR SHALL CONFIRM PLANT QUANTITIES ON THE DRAWINGS CORRESPOND TO THOSE INDICATED ON THE PLANT LIST. ANY DISCREPANCIES ARE TO BE VERIFIED BY THE CONSULTANT FOR REVIEW AND RESPONSE.
3. ALL NEW TREES TO BE PLANTED A MINIMUM OF 1.0m AWAY FROM UTILITIES (FROM EDGE OF ROOTBALL).
4. CONTRACTOR IS RESPONSIBLE TO RESTORE ALL AREAS OF THE SITE OR ADJACENT AREAS, WHERE DISTURBED TO A CONDITION THAT MEETS OR EXCEEDS THE CONDITIONS PRIOR TO THE DISTURBANCE.
5. ALL PLANT MATERIAL SHALL CONFORM TO THE STANDARD SPECIFIED IN THE CURRENT EDITION OF THE CANADIAN NURSERY STOCK STANDARD (CNSS) AND PER PROJECT SPECIFICATIONS.
6. PLANT MATERIAL SIZES SPECIFIED ARE THE MINIMUM ACCEPTABLE SIZES TO BE SUPPLIED TO THIS PROJECT.
7. ALL PLANT MATERIAL SHALL BE WELL-ESTABLISHED AND UNIFORM IN SHAPE AND SIZE.
8. ALL PLANT MATERIAL SHALL BE NURSERY GROWN UNLESS OTHERWISE NOTED. ONLY CERTIFIED S.O.D. NURSERY STOCK WILL BE ACCEPTED.
9. THE CONTRACTOR SHALL PROVIDE A GROWING MEDIUM ANALYSIS FOR REVIEW BY THE CONSULTANT - AS PER SPECIFICATIONS. PRIOR TO THE START OF CONSTRUCTION, GROWING MEDIUM SUPPLIED TO THE SITE OR INSTALLED ON SITE PRIOR TO CONSULTANT APPROVAL SHALL BE REJECTED AT NO COST TO THE OWNER.
10. PLANT LIST TO BE READ IN CONJUNCTION WITH SPECIFICATIONS FOR COMPLIANCE.
11. PRIOR TO THE START OF CONSTRUCTION, THE CONTRACTOR SHALL CONFIRM THE AVAILABILITY OF THE PLANT MATERIAL SPECIFIED AS PER SPECIFICATIONS. ALLOWING FOR ANY AND ALL REQUIRED APPROVALS. PLANT SUBSTITUTIONS NOT CONFIRMED AND APPROVED BY THE CONSULTANT WILL BE REJECTED.
12. PRIOR TO INSTALLATION OF PLANT MATERIAL, PLANTS MUST BE PLACED AND LANDSCAPE ARCHITECT CALLED TO SITE TO REVIEW AND APPROVE LAYOUT. CONSULTANT MAY PROVIDE DIRECTIONS FOR LAYOUT MODIFICATIONS UPON REVIEW.
13. ALL PLANTING AREAS SHALL BE WATERED WITH AN IN-GROUND AUTOMATIC IRRIGATION SYSTEM.
14. PROVIDE ADEQUATE SUB-SURFACE DRAINAGE IN ALL PLANTED AREAS.

CLIENT:

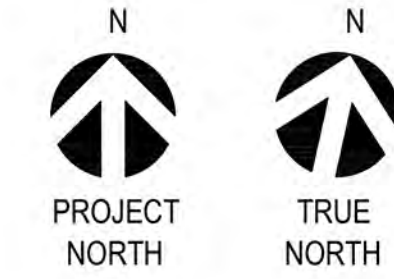


PROJECT TEAM:

LANDSCAPE ARCHITECT PFS Studio 1777 West 3rd Avenue Vancouver, BC V6J 1K7 Tel: (604) 736-5168	ARCHITECT SHAPE Architecture Inc. 534 West Pender Street Vancouver, BC V6B 1V8 Tel: (604) 687-4457
CIVIL WSP 840 Howe Street, #1000 Vancouver, BC V6Z 2M1 Tel: (604) 685-9381	STRUCTURAL WSP 840 Howe Street, #1000 Vancouver, BC V6Z 2M1 Tel: (604) 685-9381
MECHANICAL AME GROUP 200 - 638 Smith Street Vancouver, BC V6B 1E3 Tel: (604)684-5995	ELECTRICAL PBX Engineering Ltd. 300-131 Water Street Vancouver, BC V6B 4M3 Tel: (604)408-7222

COPYRIGHT RESERVED:
This plan and design are, and at all times remain the exclusive property of PFS Studio and cannot be used or reproduced without written consent. Contractors shall verify and be responsible for all dimensions and conditions on the job. This office shall be informed of any discrepancies from the dimensions and conditions shown on the drawing.

No.	Date	Details	By
1	2021.06.25	ISSUED FOR REVIEW	DO
2	2021.07.06	ISSUED FOR COSTING	DO
3	2021.10.01	ISSUED FOR DP (BUILDING SCOPE)	DO
4	2021.12.02	RE-ISSUED FOR DP (BUILDING SCOPE)	DO
5	2022.02.03	RE-ISSUED FOR DP (BUILDING SCOPE)	SG
6	2022.02.03	ISSUED FOR DP (LANDSCAPE SCOPE)	SG
7	2022.03.03	RE-ISSUED FOR DP (BUILDING SCOPE)	SG
8	2022.03.03	RE-ISSUED FOR DP (LANDSCAPE SCOPE)	SG
9	2022.03.21	RE-ISSUED FOR DP (BUILDING SCOPE)	SG
10	2022.03.21	RE-ISSUED FOR DP (LANDSCAPE SCOPE)	SG
11	2022.04.01	75% CD ISSUE FOR TENDER (BUILDING SCOPE)	SG
12	2022.04.01	75% CD ISSUE FOR TENDER (LANDSCAPE SCOPE)	SG
13	2022.05.02	RE-ISSUED FOR DP (BUILDING SCOPE)	SG



STAMP:

PROJECT NAME:
UBC RECREATION
CENTRE NORTH

DRAWING TITLE:
PLANTING PLAN
6M BUILDING DP AREA

PFS PROJECT NUMBER:
21014

DATE:
2021/06/23

DRAWN BY:
SG

CHECKED BY:
CF

SCALE:
1:250

01m 2m 3m 4m 5m 10m

DWG. NO.:

L601

CLIENT:



PROJECT TEAM:

LANDSCAPE ARCHITECT
PFS Studio
1777 West 3rd Avenue
Vancouver, BC V6J 1K7
Tel: (604) 736-5168

ARCHITECT
SHAPE Architecture Inc.
534 West Pender Street
Vancouver, BC V6B 1V8
Tel: (604) 687-4457

CIVIL
WSP
840 Howe Street, #1000
Vancouver, BC V6Z 2M1
Tel: (604) 685-9381

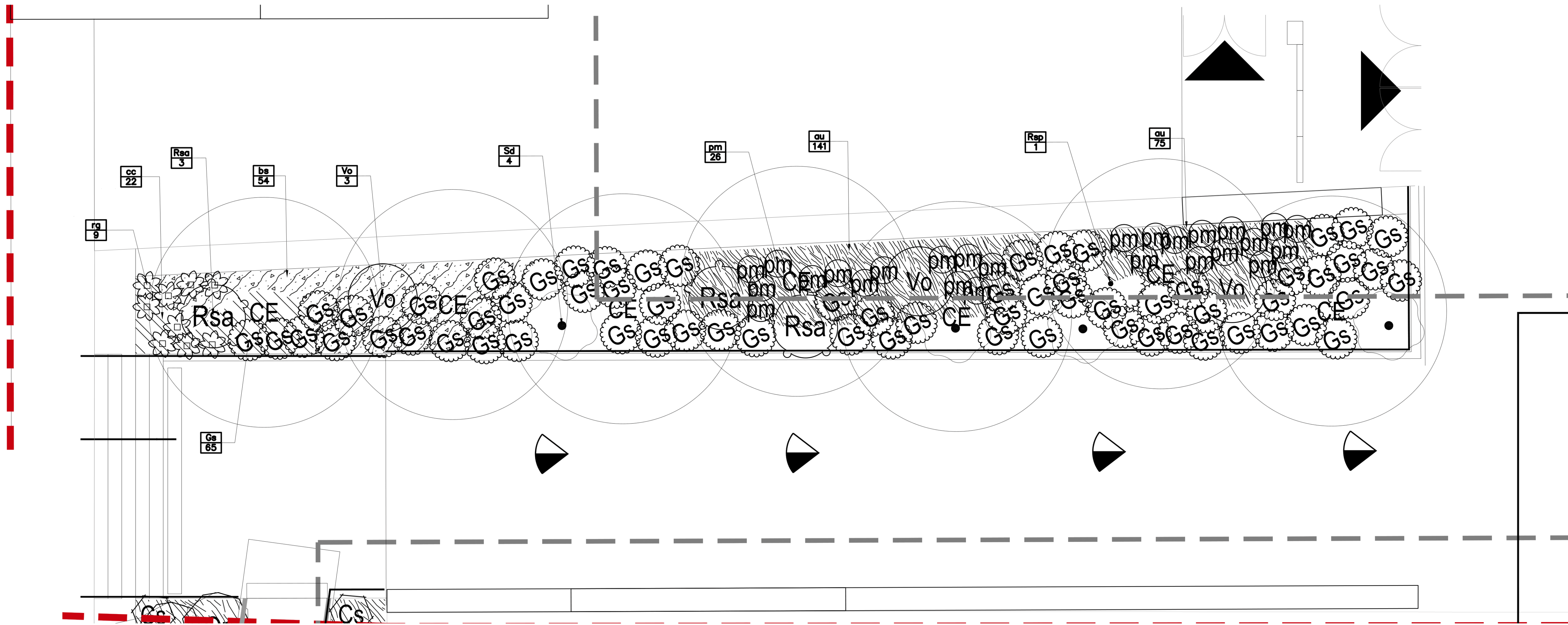
STRUCTURAL
WSP
840 Howe Street, #1000
Vancouver, BC V6Z 2M1
Tel: (604) 685-9381

MECHANICAL
AME GROUP
200 - 638 Smithe Street
Vancouver, BC V6B 1E3
Tel: (604)684-9995

ELECTRICAL
PBX Engineering Ltd.
300-131 Water Street
Vancouver BC, V6B 4M3
Tel: (604)406-7222

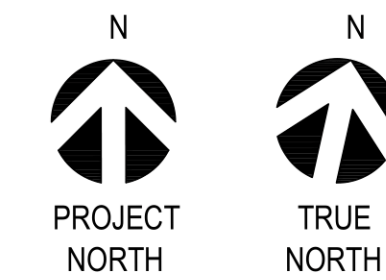
COPYRIGHT RESERVED:
This plan and design are, and at all times remain the exclusive property of PFS Studio and cannot be used or reproduced without written consent. Contractors shall verify and be responsible for all dimensions and conditions on the job. This office shall be informed of any discrepancies from the dimensions and conditions shown on the drawing.

ISSUANCE:			
No.	Date	Details	By
1	2021.06.25	ISSUED FOR REVIEW	DO
2	2021.07.06	ISSUED FOR COSTING	DO
3	2021.10.01	ISSUED FOR DP (BUILDING SCOPE)	DO
4	2021.12.02	RE-ISSUED FOR DP (BUILDING SCOPE)	DO
5	2022.02.03	RE-ISSUED FOR DP (BUILDING SCOPE)	SG
6	2022.02.03	ISSUED FOR DP (LANDSCAPE SCOPE)	SG
7	2022.03.03	RE-ISSUED FOR DP (BUILDING SCOPE)	SG
8	2022.03.03	RE-ISSUED FOR DP (LANDSCAPE SCOPE)	SG
9	2022.03.21	RE-ISSUED FOR DP (BUILDING SCOPE)	SG
10	2022.03.21	RE-ISSUED FOR DP (LANDSCAPE SCOPE)	SG
11	2022.04.01	75% CD ISSUE FOR TENDER (LANDSCAPE SCOPE)	SG
12	2022.04.01	75% CD ISSUE FOR TENDER (LANDSCAPE SCOPE)	SG
13	2022.05.02	RE-ISSUED FOR DP (BUILDING SCOPE)	SG



PLANT SCHEDULE AREA01

TREES	CODE	BOTANICAL NAME	COMMON NAME	SIZE	QTY
	CE	CORNUS NUTTALLI X FLORIDA 'EDDIE'S WHITE WONDER'	EDDIE'S WHITE WONDER DOGWOOD	70MM CAL.	7
SHRUBS					
	Gs	GAULTHERIA SHALLON	SALAL	#2	65
	Rsa	RIBES SANGUINEUM 'ICICLE'	RED FLOWERING CURRANT 'ICICLE'	#2	3
	Rsp	RUBUS SPECTABILIS	SALMONBERRY	#3	1
	Sd	SPIRAEA DOUGLASII	WESTERN SPIREA	#2	4
	Vo	VACCINIUM OVATUM	EVERGREEN HUCKLEBERRY	#2	3
PERENNIALS AND FERNS					
	pm	POLYSTICHUM MUNITUM	WESTERN SWORD FERN	#2	26
	rg	RUDBECKIA FULGIDA SULLIVANTII 'GOLDSTURM'	GOLDSTURM CONEFLOWER	#1	9
GROUND COVERS					
	au	ARCTOSTAPHYLOS UVA-URSI	KINKKINNICK	#1	300mm 216
	bs	BLECHNUM SPICANT	DEER FERN	#1	450mm 54
	cc	CORNUS CANADENSIS	BUNCHBERRY DOGWOOD	#1	450mm 22



STAMP:

PROJECT NAME:
UBC RECREATION
CENTRE NORTH

DRAWING TITLE:
PLANTING PLAN
AREA 01

PFS PROJECT NUMBER: 21014
DATE: 2021/06/23

DRAWN BY: SG
CHECKED BY: CF

SCALE: 1:50
0 1m 2.0m

DWG. NO.:

L603

CLIENT:



PROJECT TEAM:

LANDSCAPE ARCHITECT
PFS Studio
1777 West 3rd Avenue
Vancouver, BC V6J 1K7
Tel: (604) 736-5168

ARCHITECT
SHAPE Architecture Inc.
534 West Pender Street
Vancouver, BC V6B 1V8
Tel: (604) 687-4457

CIVIL
WSP
840 Howe Street, #1000
Vancouver, BC V6Z 2M1
Tel: (604) 685-9381

STRUCTURAL
WSP
840 Howe Street, #1000
Vancouver, BC V6Z 2M1
Tel: (604) 685-9381

MECHANICAL
AME GROUP
200 - 638 Smithe Street
Vancouver, BC V6B 1E3
Tel: (604) 684-9995

ELECTRICAL
PBX Engineering Ltd.
300-131 Water Street
Vancouver BC, V6B 4M3
Tel: (604) 406-7222

COPYRIGHT RESERVED:
This plan and design are, and at all times remain the exclusive property of PFS Studio and cannot be used or reproduced without written consent. Contractors shall verify and be responsible for all dimensions and conditions on the job. This office shall be informed of any discrepancies from the dimensions and conditions shown on the drawing.

ISSUANCE:			
No.	Date	Details	By
1	2021.06.25	ISSUED FOR REVIEW	DO
2	2021.07.06	ISSUED FOR COSTING	DO
3	2021.10.01	ISSUED FOR DP (BUILDING SCOPE)	DO
4	2021.12.02	RE-ISSUED FOR DP (BUILDING SCOPE)	DO
5	2022.02.03	RE-ISSUED FOR DP (BUILDING SCOPE)	SG
6	2022.02.03	ISSUED FOR DP (LANDSCAPE SCOPE)	SG
7	2022.03.03	RE-ISSUED FOR DP (BUILDING SCOPE)	SG
8	2022.03.03	RE-ISSUED FOR DP (LANDSCAPE SCOPE)	SG
9	2022.03.21	RE-ISSUED FOR DP (BUILDING SCOPE)	SG
10	2022.03.21	RE-ISSUED FOR DP (LANDSCAPE SCOPE)	SG
11	2022.04.01	75% CD ISSUE FOR TENDER (BUILDING SCOPE)	SG
12	2022.04.01	75% CD ISSUE FOR TENDER (LANDSCAPE SCOPE)	SG
13	2022.05.02	RE-ISSUED FOR DP (BUILDING SCOPE)	SG



STAMP:

PROJECT NAME:
**UBC RECREATION
CENTRE NORTH**

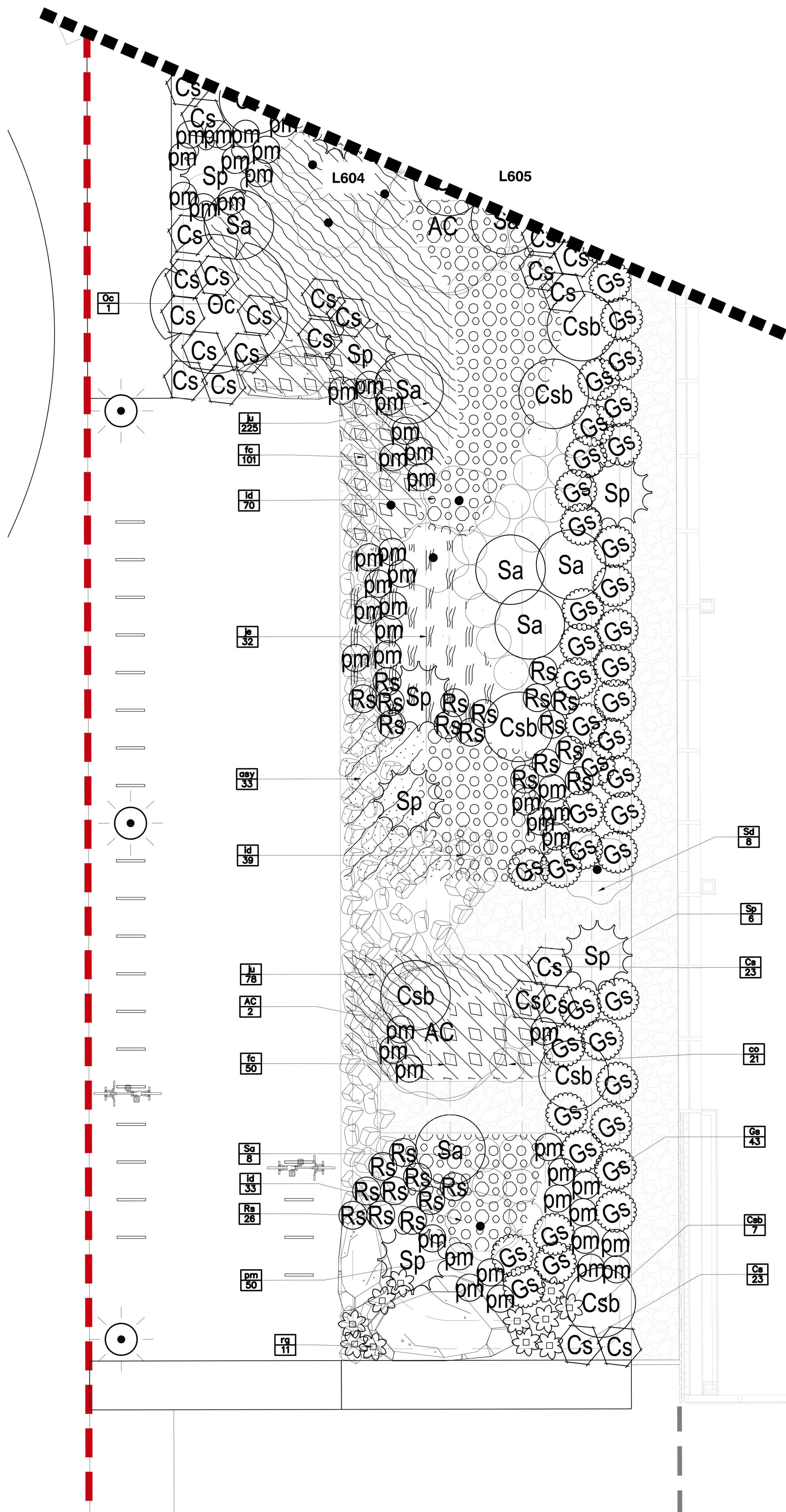
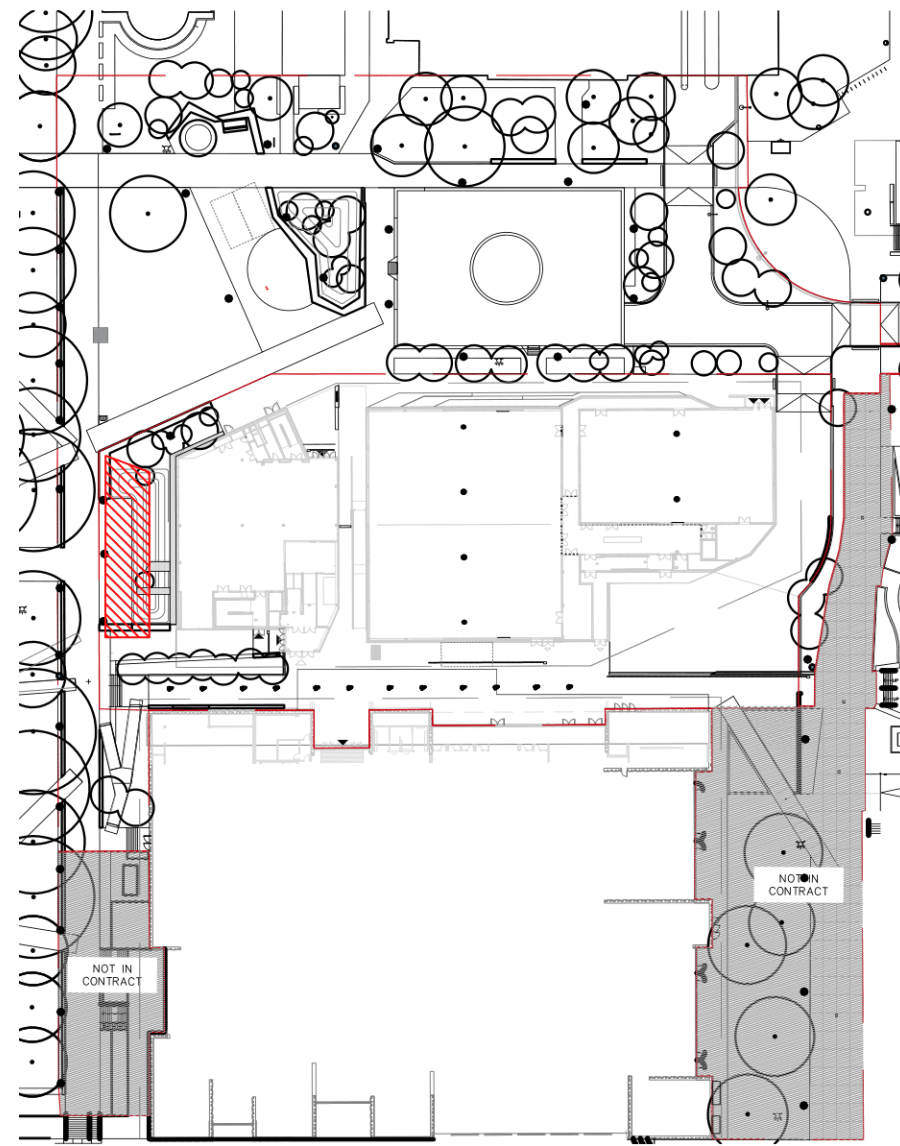
DRAWING TITLE:
**PLANTING PLAN
AREA 02**

PFS PROJECT NUMBER: 21014
DATE: 2021/06/23


















DRAWN BY: SG
CHECKED BY: CF

SCALE:
1:50

DWG. NO.:
L604



PLANT SCHEDULE AREA02

TREES	CODE	BOTANICAL NAME	COMMON NAME	SIZE	QTY	
	AC	ACER CIRCINATUM	VINE MAPLE	#20 POT	2	
SHRUBS	CODE	BOTANICAL NAME	COMMON NAME	SIZE	QTY	
	Cs	CORNUS SERICEA 'KELSEY'	KELSEY DWARF REDTWIG DOGWOOD	#2	22	
	Csb	CORNUS SERICEA 'BAILEY'	BAYLEY'S RED TWIG DOGWOOD	#2	6	
	Gs	GAULTHERIA SHALLON	SALAL	#2	44	
	Oc	OEMLERIA CERASIFORMIS	INDIAN PLUM	#10	1	
	Rs	ROSA NUTKANA	NOOTKA ROSE	#2	26	
	Sp	SALIX PURPUREA 'NANA'	DWARF ARCTIC WILLOW	#2	7	
	Sd	SPIRAEA DOUGLASII	WESTERN SPIREA	#2	8	
	Sa	SYMPHORICARPOS ALBUS 'BOKRABRIGHT' TM	BRIGHT FANTASY SNOWBERRY	#2	8	
PERENNIALS AND FERNS	CODE	BOTANICAL NAME	COMMON NAME	SIZE	QTY	
	pm	POLYSTICHUM MUNITUM	WESTERN SWORD FERN	#2	49	
	rg	RUDBECKIA FULGIDA SULLIVANTII 'GOLDSTURM'	GOLDSTURM CONEFLOWER	#1	11	
SEDGES	CODE	BOTANICAL NAME	COMMON NAME	SIZE	QTY	
	co	CAREX OBNUPTA	SLOUGH SEDGE	#1	21	
GROUND COVERS	CODE	BOTANICAL NAME	COMMON NAME	SIZE	SPACING	QTY
	asy	ANEMONE SYLVESTRIS	SNOWDROP ANEMONE	#1	450mm	33
	fc	FRAGARIA CHILOENSIS	BEACH STRAWBERRY	#1	300mm	151
	id	IRIS DOUGLASIANA	DOUGLAS IRIS	#1	450mm	142
	je	JUNCUS EFFUSUS	SOFT RUSH	#1	600mm	32
	ju	JUNCUS ENSIFOLIUS	SWORDLEAF RUSH	#1	300mm	303

CLIENT:



PROJECT TEAM:

LANDSCAPE ARCHITECT
PFS Studio
1777 West 3rd Avenue
Vancouver, BC V6J 1K7
Tel: (604) 736-5168

ARCHITECT
SHAPE Architecture Inc.
534 West Pender Street
Vancouver, BC V6B 1V8
Tel: (604) 687-4457

CIVIL
WSP
840 Howe Street, #1000
Vancouver, BC V6Z 2M1
Tel: (604) 685-9381

STRUCTURAL
WSP
840 Howe Street, #1000
Vancouver, BC V6Z 2M1
Tel: (604) 685-9381

MECHANICAL
AME GROUP
200 - 638 Smithe Street
Vancouver, BC V6B 1E3
Tel: (604) 684-9995

ELECTRICAL
PBX Engineering Ltd.
300-131 Water Street
Vancouver BC, V6B 4M3
Tel: (604) 406-7222

COPYRIGHT RESERVED:
This plan and design are, and at all times remain the exclusive property of PFS Studio and cannot be used or reproduced without written consent. Contractors shall verify and be responsible for all dimensions and conditions on the job. This office shall be informed of any discrepancies from the dimensions and conditions shown on the drawing.

ISSUANCE			
No.	Date	Details	By
1	2021.06.25	ISSUED FOR REVIEW	DO
2	2021.07.06	ISSUED FOR COSTING	DO
3	2021.10.01	ISSUED FOR DP (BUILDING SCOPE)	DO
4	2021.12.02	RE-ISSUED FOR DP (BUILDING SCOPE)	DO
5	2022.02.03	RE-ISSUED FOR DP (BUILDING SCOPE)	SG
6	2022.02.03	ISSUED FOR DP (LANDSCAPE SCOPE)	SG
7	2022.03.03	RE-ISSUED FOR DP (BUILDING SCOPE)	SG
8	2022.03.03	RE-ISSUED FOR DP (LANDSCAPE SCOPE)	SG
9	2022.03.21	RE-ISSUED FOR DP (BUILDING SCOPE)	SG
10	2022.03.21	RE-ISSUED FOR DP (LANDSCAPE SCOPE)	SG
11	2022.04.01	75% CD ISSUE FOR TENDER (BUILDING SCOPE)	SG
12	2022.04.01	75% CD ISSUE FOR TENDER (LANDSCAPE SCOPE)	SG
13	2022.05.02	RE-ISSUED FOR DP (BUILDING SCOPE)	SG



STAMP:

PROJECT NAME:
UBC RECREATION
CENTRE NORTH

DRAWING TITLE:
PLANTING PLAN
AREA 03

PFS PROJECT NUMBER:
21014

DATE:
2021/06/23

DRAWN BY:
SG

CHECKED BY:
CF


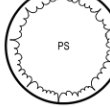











SCALE:
1:50

0 1 2 3 4 5 6 7 8 9 10 11 12 13 14 15 16 17 18 19 20 21 22 23 24 25 26 27 28 29 30 31 32 33 34 35 36 37 38 39 40 41 42 43 44 45 46 47 48 49 50 51 52 53 54 55 56 57 58 59 60 61 62 63 64 65 66 67 68 69 70 71 72 73 74 75 76 77 78 79 80 81 82 83 84 85 86 87 88 89 90 91 92 93 94 95 96 97 98 99 100

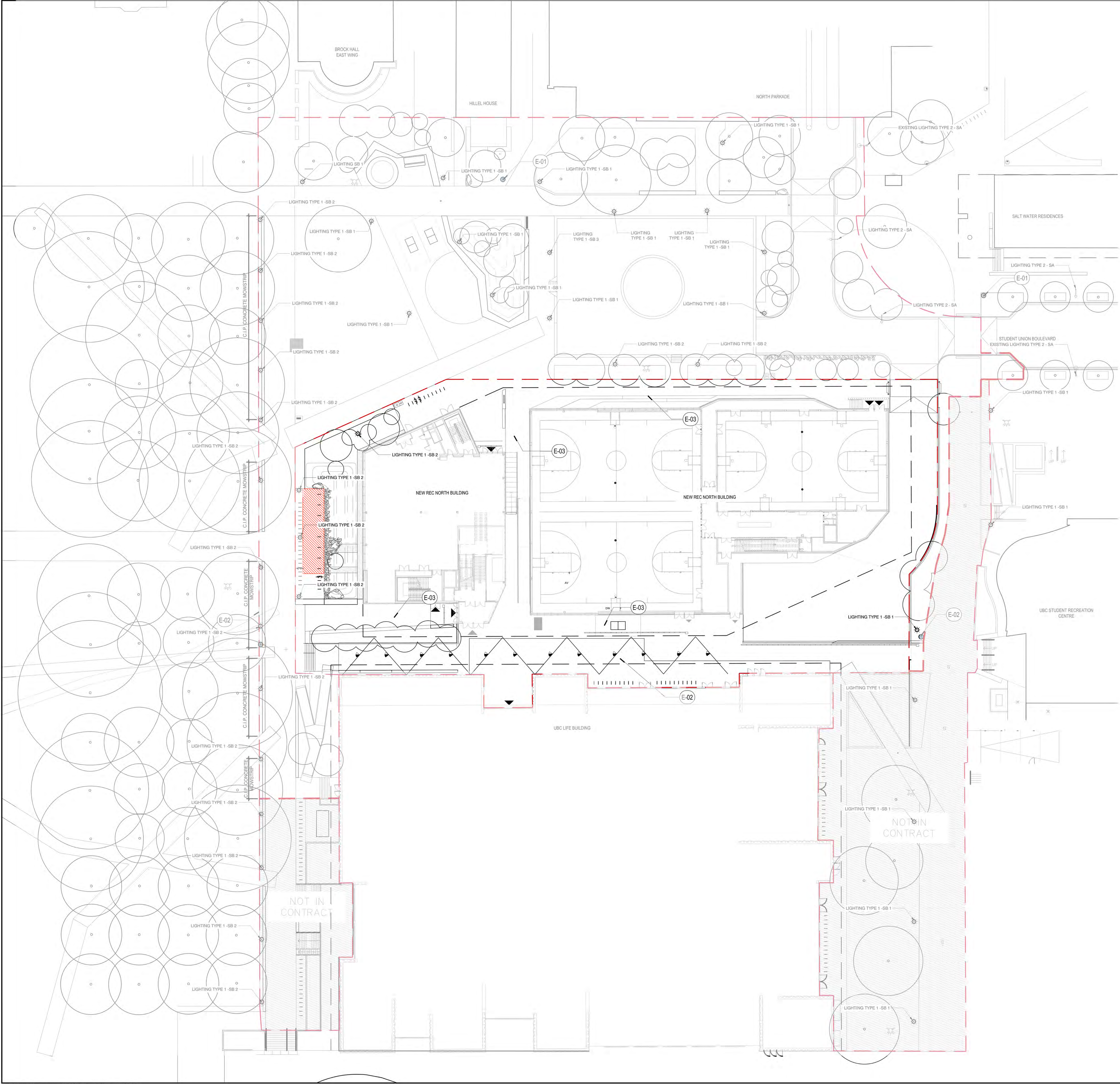
DWG. NO.:

L605

PLANT SCHEDULE AREA03

TREES	CODE	BOTANICAL NAME	COMMON NAME	SIZE	QTY	
	AC	ACER CIRCINATUM	VINE MAPLE	#20 POT	4	
	PS	PSEUDOTSUGA MENZIESII	DOUGLAS FIR	400CM HT.	2	
SHRUBS	CODE	BOTANICAL NAME	COMMON NAME	SIZE	QTY	
	Cs	CORNUS SERICEA 'KELSEY'	KELSEY DWARF REDTWIG DOGWOOD	#2	12	
	Csb	CORNUS SERICEA 'BAILEY'	BAYLEY'S RED TWIG DOGWOOD	#2	6	
	Gs	GAULTHERIA SHALLON	SALAL	#2	28	
	Sp	SALIX PURPUREA 'NANA'	DWARF ARCTIC WILLOW	#2	5	
	Sd	SPIRAEA DOUGLASII	WESTERN SPIREA	#2	5	
	Sa	SYMPHORICARPOS ALBUS 'BOKRABRIGHT' TM	BRIGHT FANTASY SNOWBERRY	#2	1	
	Vp	VACCINIUM PARVIFOLIUM	RED HUCKLEBERRY	#2	2	
PERENNIALS AND FERNS	CODE	BOTANICAL NAME	COMMON NAME	SIZE	QTY	
	grf	GYMNOCARPIUM DISJUNCTUM	PACIFIC OAK FERN	#1	11	
	pm	POLYSTICHUM MUNITUM	WESTERN SWORD FERN	#2	65	
GROUND COVERS	CODE	BOTANICAL NAME	COMMON NAME	SIZE	SPACING	QTY
	fv	FRAGARIA VESCA	WOODLAND STRAWBERRY	#1	300mm	56
	id	IRIS DOUGLASIANA	DOUGLAS IRIS	#1	450mm	62

NEW REC NORTH BUILDING



SITE LIGHTING NOTES

1. LIGHTING SYMBOLS ON PLANS ARE DIAGRAMMATIC. REFER TO ELECTRICAL DRAWINGS, DETAILS AND SPECIFICATIONS FOR ACTUAL DIMENSIONS, PRODUCT INFORMATION, AND WIRING.
2. LAYOUT DIMENSIONS ARE FOR GENERAL REFERENCE ONLY. STATE LOCATION OF LIGHTS FOR REVIEW AND APPROVAL BY LANDSCAPE ARCHITECT PRIOR TO INSTALLATION.
3. COORDINATE WITH EXISTING AND PROPOSED UTILITIES. ALL FOOTINGS TO BE MINIMUM 1000mm AWAY FROM UTILITIES. NOTIFY LANDSCAPE ARCHITECT OF ANY CONFLICTS FOR DIRECTION ON FIXTURE PLACEMENT.
4. CANTENARY LIGHTING IMAGE REFERENCES (07-04) ABOVE:
 - SECONDARY TO UBC STANDARD LIGHTING TO CREATE ATMOSPHERE AND IDENTITY FOR THE SPACE, AS A DESIGN FEATURE.
 - TO HAVE THEIR OWN CONTROLLER TO CUSTOMIZE ON/OFF TO CONTROL LIGHT LEVELS AND POLLUTION.
 - FIXTURES TO BE DETERMINED
 - SUBMIT SHOP DRAWINGS SHOWING LOCATIONS.
 - TO BE ENGINEERED FOR SEISMIC LOADING.

ELECTRICAL REFERENCE NOTES

SYMBOL	DESCRIPTION
(E-01)	EXISTING BLUE EMERGENCY PHONE TO REMAIN.
(E-02)	NEW BLUE EMERGENCY PHONE.
(E-03)	SOFFIT LIGHTING, REFER TO ARCH.

LIGHTING SCHEDULE

SYMBOL	MANUFACTURER/MODEL/DESCRIPTION	QTY
⊙	LIGHTING TYPE 1 SELUX SATURN 2 CUTOFF LED FIXTURE UBC GREY (RAL 7043)	41 OVERALL 4 BUILDING SCOPE 28 LANDSCAPE SCOPE 8 N.I.C.
—○—	LIGHTING TYPE 2 LUMENPULSE PUR FIXTURE CW 6.0M ROUND NOVA POLE UBC GREY (RAL 7043)	0
—●—	CANTENARY LIGHTING LANDSCAPE FORMS TML-16A-A-WF-D-BX-CANTENARY UBC GREY (RAL 7043)	12

CLIENT:



PROJECT TEAM:

LANDSCAPE ARCHITECT
PFS Studio
1777 West 3rd Avenue
Vancouver, BC V6J 1K7
Tel: (604) 736-5168

ARCHITECT
SHAPE Architecture Inc.
534 West Pender Street
Vancouver, BC V6B 1V8
Tel: (604) 687-4457

CIVIL
WSP
840 Howe Street, #1000
Vancouver, BC V6Z 2M1
Tel: (604) 685-9381

MECHANICAL
AME GROUP
200 - 638 Smithe Street
Vancouver, BC V6B 1E3
Tel: (604) 684-5995

STRUCTURAL
WSP
840 Howe Street, #1000
Vancouver, BC V6Z 2M1
Tel: (604) 685-9381

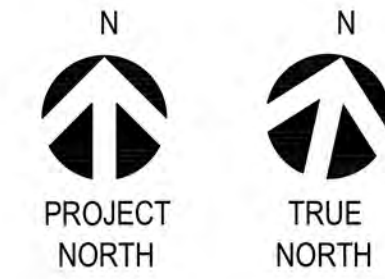
ELECTRICAL
PBX Engineering Ltd.
300-131 Water Street
Vancouver BC, V6B 4M3
Tel: (604) 406-7222

COPYRIGHT RESERVED:

This plan and design are, and at all times remain the exclusive property of PFS Studio and cannot be used or reproduced without written consent. Contractors shall verify and be responsible for all dimensions and conditions on the job. This office shall be informed of any discrepancies from the dimensions and conditions shown on the drawing.

ISSUANCE:

No.	Date	Details	By
1	2021.06.25	ISSUED FOR REVIEW	CO
2	2021.07.06	ISSUED FOR COSTING	CO
3	2021.10.01	ISSUED FOR CP (BUILDING SCOPE)	CO
4	2021.12.02	RE-ISSUED FOR CP (BUILDING SCOPE)	CO
5	2022.02.03	RE-ISSUED FOR CP (BUILDING SCOPE)	SG
6	2022.02.03	ISSUED FOR CP (LANDSCAPE SCOPE)	SG
7	2022.03.03	RE-ISSUED FOR CP (BUILDING SCOPE)	SG
8	2022.03.03	RE-ISSUED FOR CP (LANDSCAPE SCOPE)	SG
9	2022.03.21	RE-ISSUED FOR CP (BUILDING SCOPE)	SG
10	2022.03.21	RE-ISSUED FOR CP (LANDSCAPE SCOPE)	SG
11	2022.04.01	75% CD ISSUE FOR TENDER (BUILDING SCOPE)	SG
12	2022.04.01	75% CD ISSUE FOR TENDER (LANDSCAPE SCOPE)	SG
13	2022.05.02	RE-ISSUED FOR CP (BUILDING SCOPE)	SG



STAMP:

PROJECT NAME:
**UBC RECREATION
CENTRE NORTH**

DRAWING TITLE:
LIGHTING PLAN

PFS PROJECT NUMBER: 21014 DATE: 2021/06/23

DRAWN BY: SG CHECKED BY: CF

SCALE: 1:250 0m 2m 3m 4m 5m 10m

DWG. NO.:

L700

ISSUE			
No.	Date	Detail	By
1	2021.06.25	ISSUED FOR REVIEW	DD
2	2021.07.06	ISSUED FOR COSTING	DD
3	2021.10.01	ISSUED FOR DP (BUILDING SCOPE)	DD
4	2021.12.02	RE-ISSUED FOR DP (BUILDING SCOPE)	DD
5	2022.02.03	RE-ISSUED FOR DP (BUILDING SCOPE)	SG
6	2022.02.03	ISSUED FOR DP (LANDSCAPE SCOPE)	SG
7	2022.03.03	RE-ISSUED FOR DP (BUILDING SCOPE)	SG
8	2022.03.03	RE-ISSUED FOR DP (LANDSCAPE SCOPE)	SG
9	2022.03.21	RE-ISSUED FOR DP (BUILDING SCOPE)	SG
10	2022.04.01	RE-ISSUED FOR DP (LANDSCAPE SCOPE)	SG
11	2022.04.01	75% CD ISSUE FOR TENDER (BUILDING SCOPE)	SG
12	2022.04.01	75% CD ISSUE FOR TENDER (LANDSCAPE SCOPE)	SG
13	2022.05.02	RE-ISSUED FOR DP (BUILDING SCOPE)	SG



PROJECT NAME:
UBC RECREATION
CENTRE NORTH

DRAWING TITLE:

LANDSCAPE SECTIONS

PFS PROJECT NUMBER: 21014

DRAWN BY: SG
CHECKED BY: CF

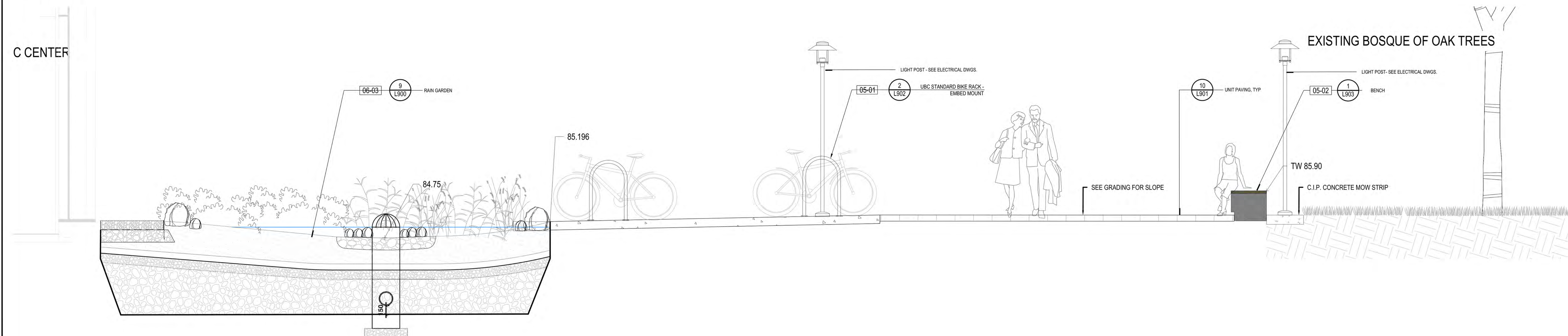
SCALE:
AS NOTED

DWG. NO.:

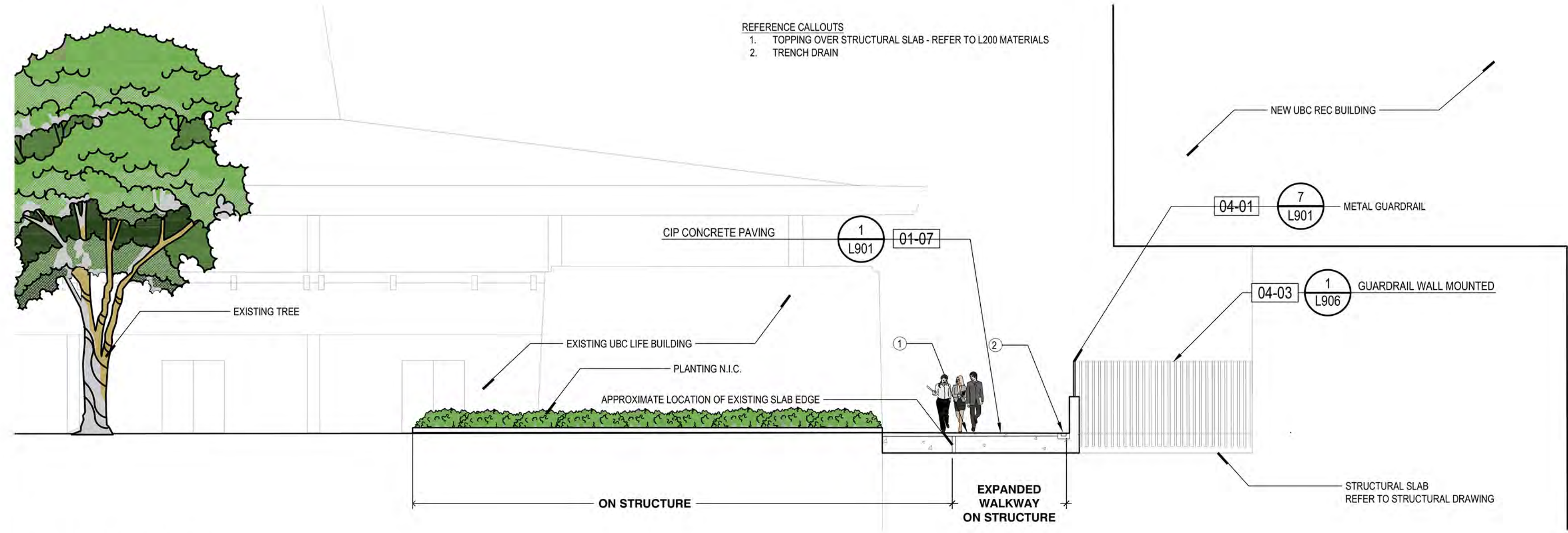
L800



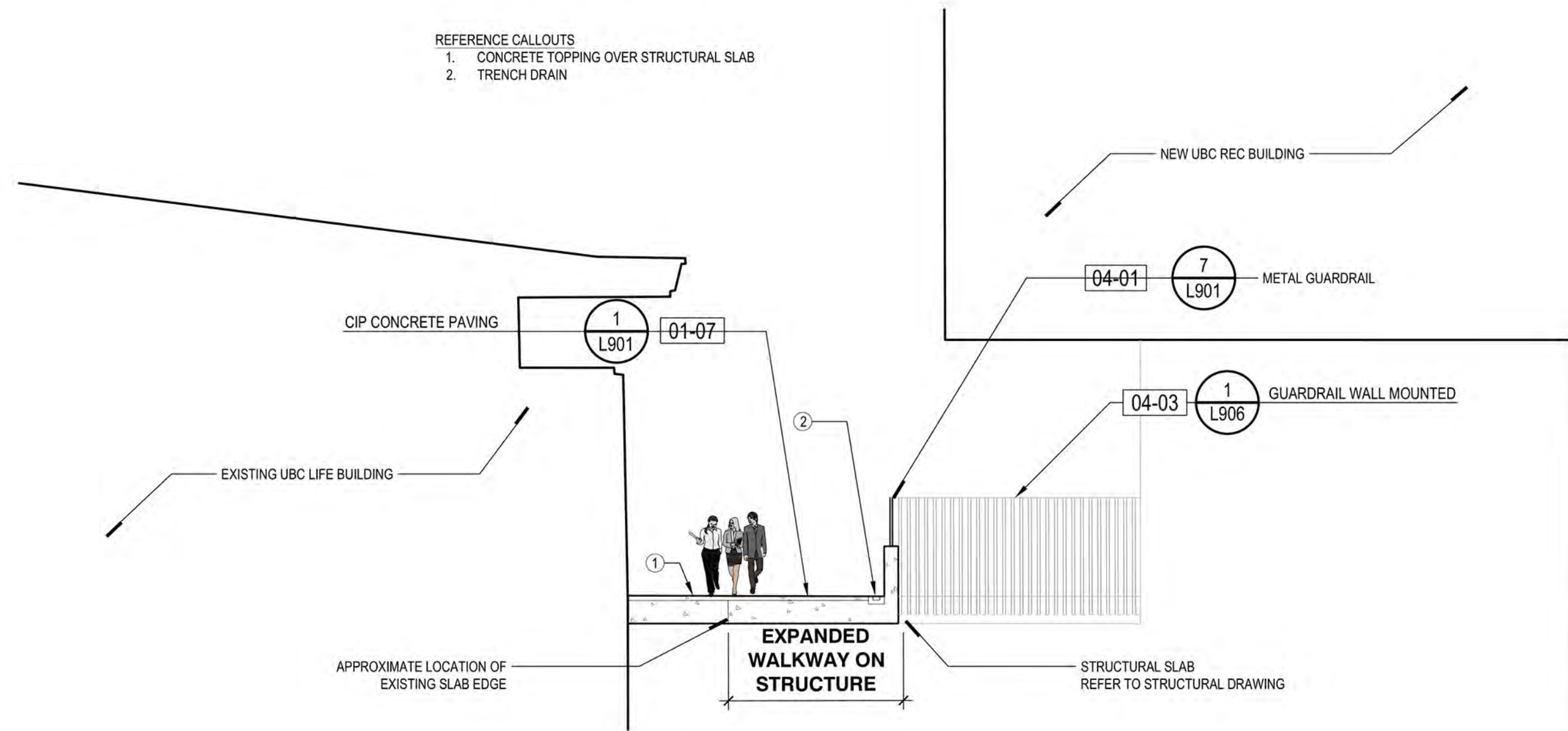
SECTION N-1
SCALE: 1:25



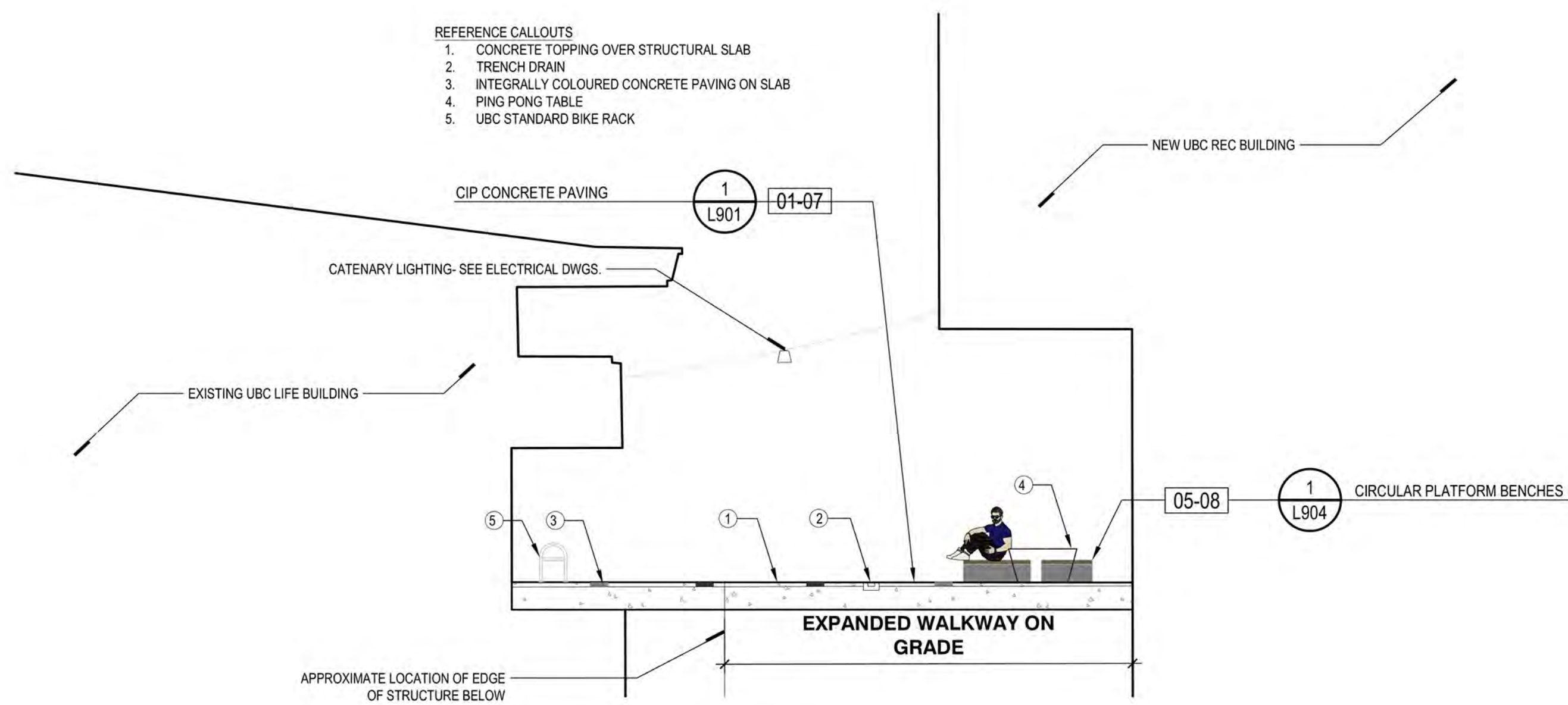
2 SECTION W-1
SCALE: 1:25



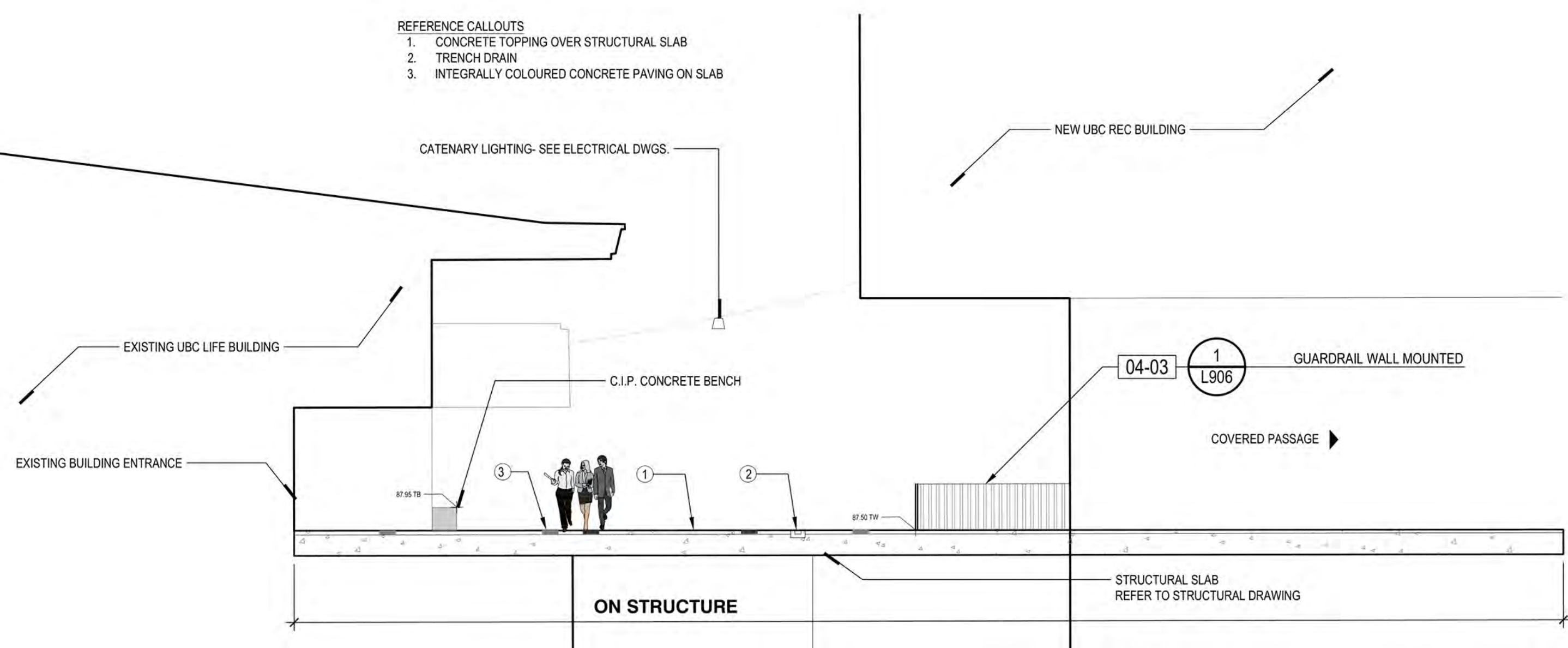
1 SECTION S-1
SCALE: 1:100



2 SECTION S-2
SCALE: 1:100

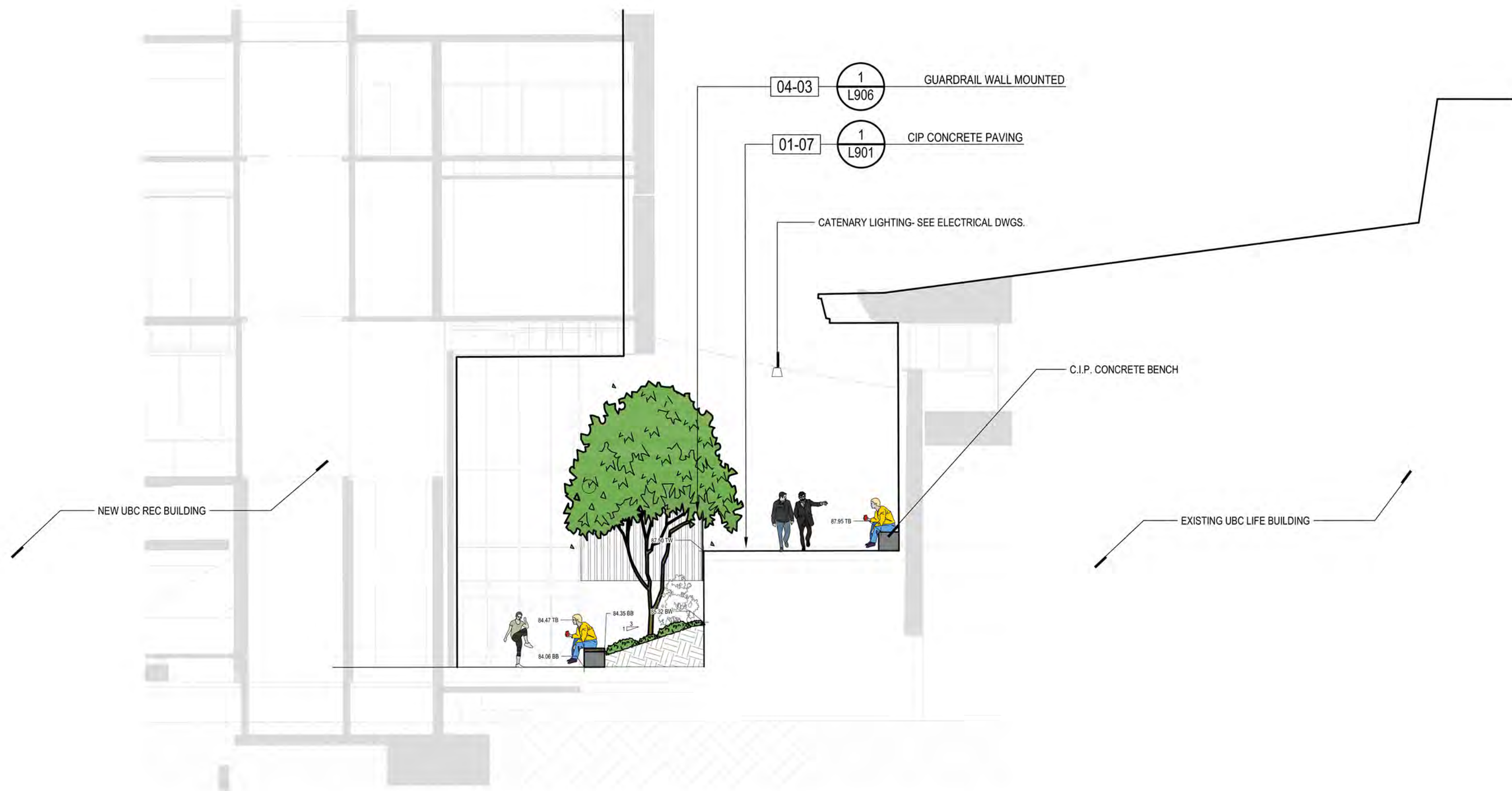
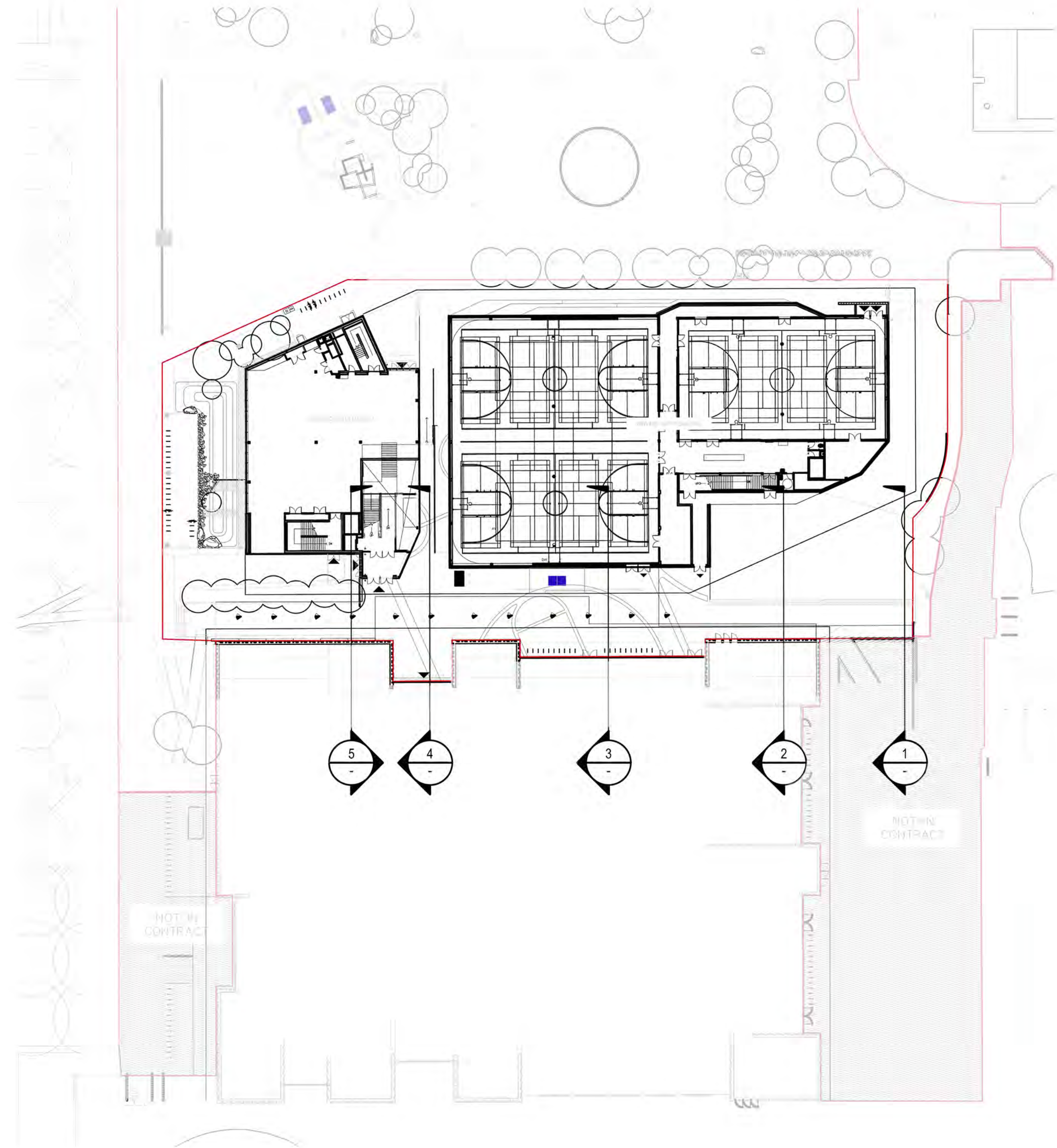


3 SECTION S-3
SCALE: 1:100



4 SECTION S-4
SCALE: 1:100

5 SECTION S-5
SCALE: 1:100



CLIENT:



PROJECT TEAM:

LANDSCAPE ARCHITECT
PFS Studio
1777 West 3rd Avenue
Vancouver, BC V6J 1K7
Tel: (604) 685-5168

ARCHITECT
SHAPE Architecture Inc.
534 West Pender Street
Vancouver, BC V6B 1V8
Tel: (604) 687-4457

CIVIL
WSP
840 Howe Street, #1000
Vancouver, BC V6Z 2M1
Tel: (604) 685-9381

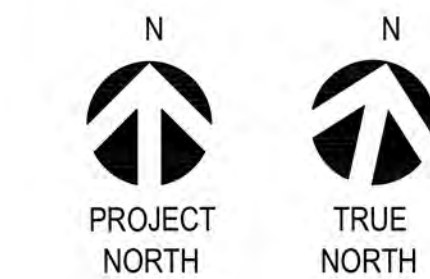
STRUCTURAL
WSP
840 Howe Street, #1000
Vancouver, BC V6Z 2M1
Tel: (604) 685-9381

MECHANICAL
AME GROUP
200 - 638 Smithe Street
Vancouver, BC V6B 1E3
Tel: (604) 684-5995

ELECTRICAL
PBX Engineering Ltd.
300-131 Water Street
Vancouver BC, V6B 4M3
Tel: (604) 406-7222

COPYRIGHT RESERVED:
This plan and design are, and at all times remain the exclusive property of PFS Studio and cannot be used or reproduced without written consent. Contractors shall verify and be responsible for all dimensions and conditions on the job. This office shall be informed of any discrepancies from the dimensions and conditions shown on the drawing.

ISSUANCE:			
No.	Date	Details	By
1	2021.06.25	ISSUED FOR REVIEW	CO
2	2021.07.06	ISSUED FOR COSTING	CO
3	2021.10.01	ISSUED FOR DP (BUILDING SCOPE)	CO
4	2021.12.02	RE-ISSUED FOR DP (BUILDING SCOPE)	CO
5	2022.02.03	RE-ISSUED FOR DP (BUILDING SCOPE)	SG
6	2022.02.03	ISSUED FOR DP (LANDSCAPE SCOPE)	SG
7	2022.03.03	RE-ISSUED FOR DP (BUILDING SCOPE)	SG
8	2022.03.03	RE-ISSUED FOR DP (LANDSCAPE SCOPE)	SG
9	2022.03.21	RE-ISSUED FOR DP (BUILDING SCOPE)	SG
10	2022.03.21	RE-ISSUED FOR DP (LANDSCAPE SCOPE)	SG
11	2022.04.01	75% CD ISSUE FOR TENDER (BUILDING SCOPE)	SG
12	2022.04.01	75% CD ISSUE FOR TENDER (LANDSCAPE SCOPE)	SG
13	2022.05.02	RE-ISSUED FOR DP (BUILDING SCOPE)	SG



STAMP:

PROJECT NAME:
UBC RECREATION
CENTRE NORTH

DRAWING TITLE:
LANDSCAPE SECTIONS

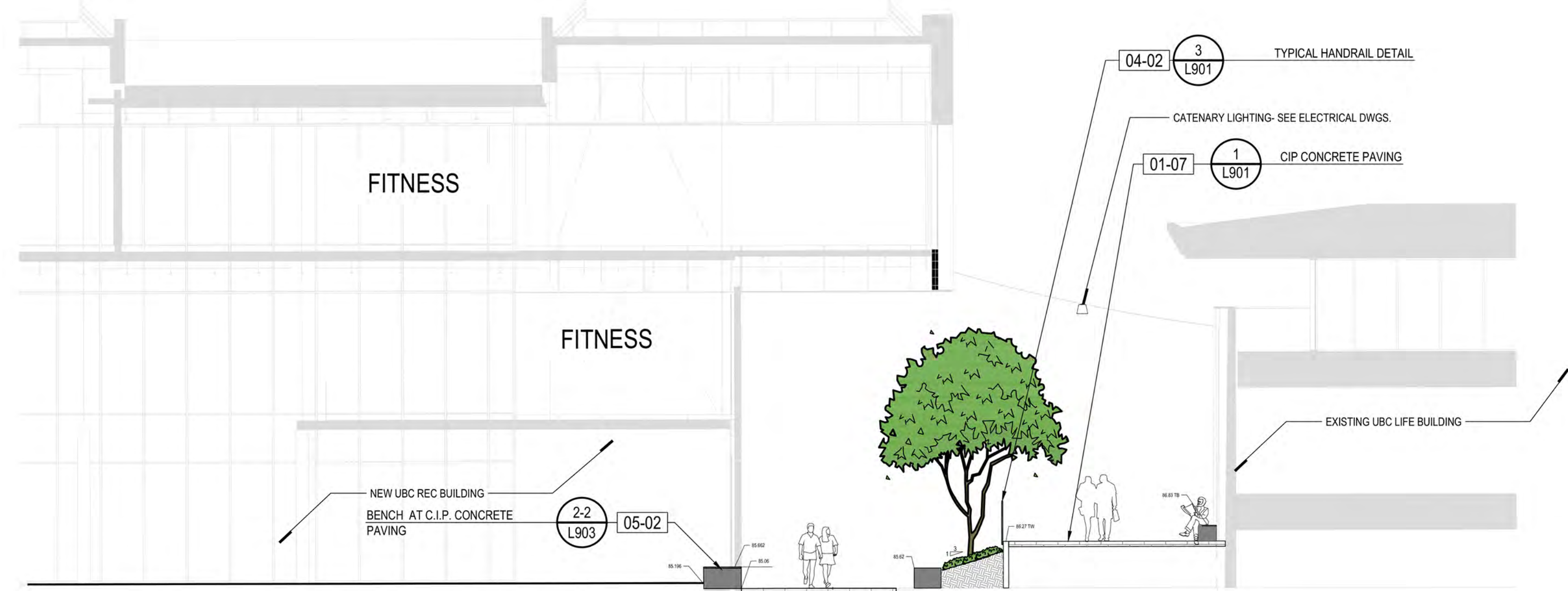
PFS PROJECT NUMBER: 21014 DATE: 2021/06/23

DRAWN BY: SG CHECKED BY: CF

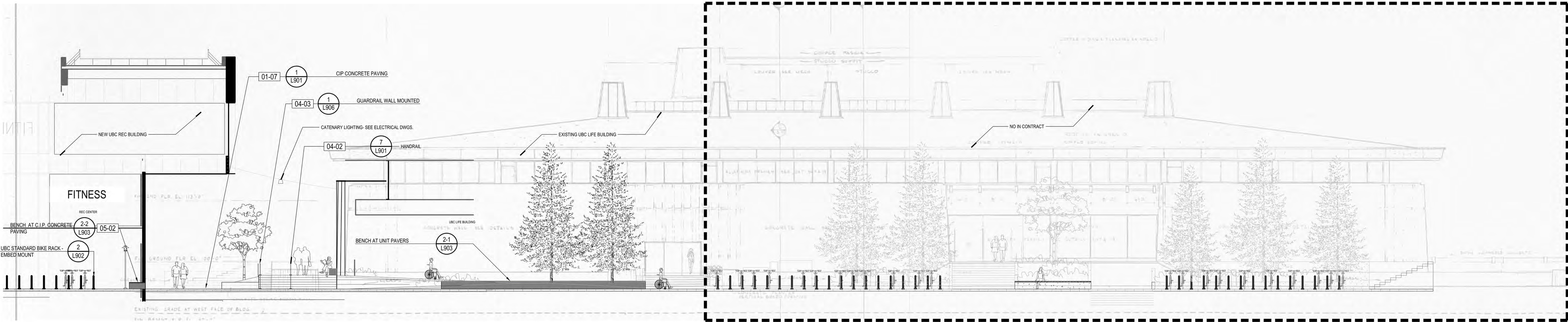
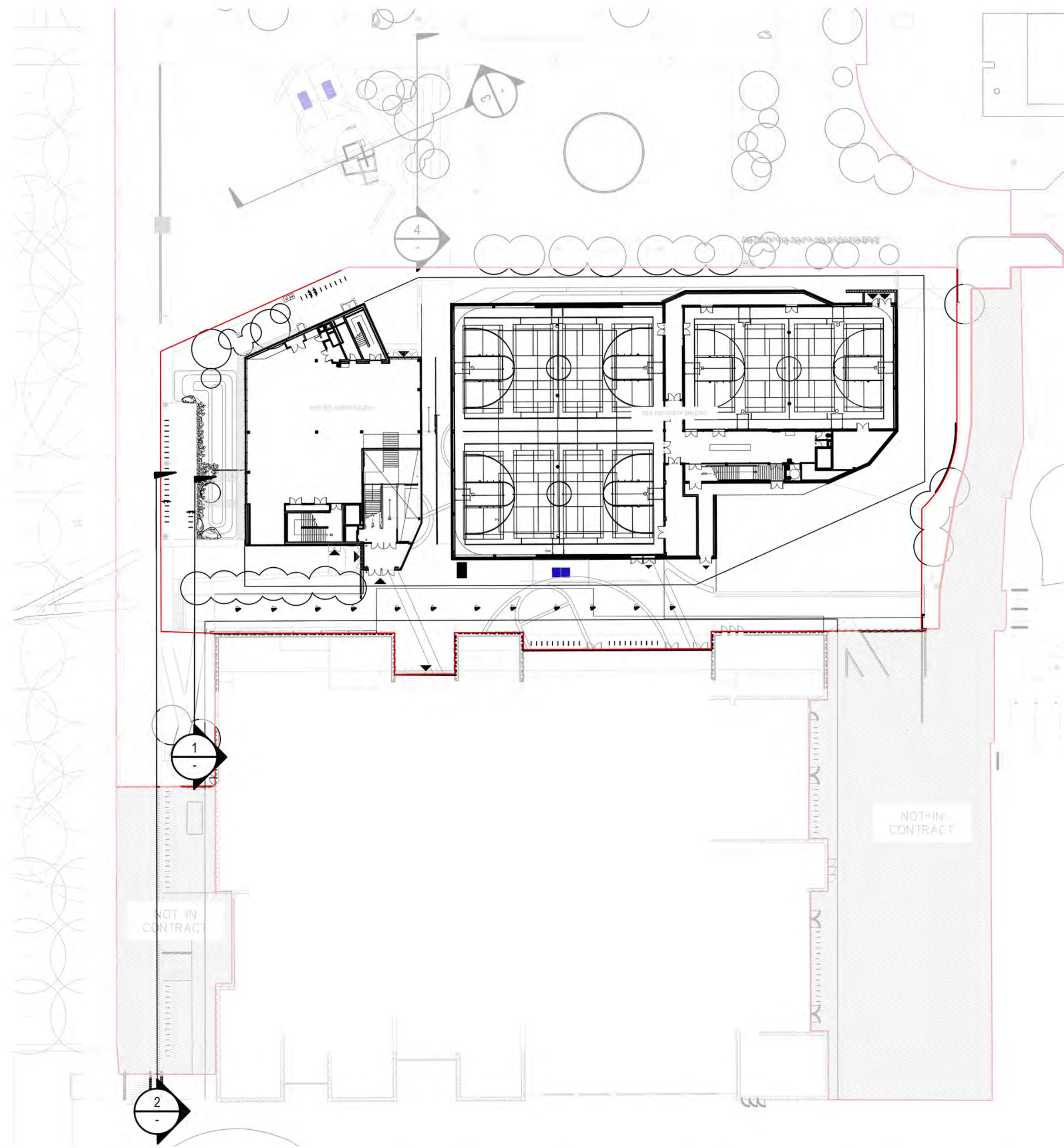
SCALE:
AS NOTED

DWG. NO.:

L801



1 SECTION S-6
SCALE: 1:100



2 ELEVATION 01
SCALE: 1:100

CLIENT:



PROJECT TEAM:

LANDSCAPE ARCHITECT
PFS Studio
1777 West 3rd Avenue
Vancouver, BC V6J 1K7
Tel: (604) 736-5168

ARCHITECT
SHAPE Architecture Inc.
534 West Pender Street
Vancouver, BC V6B 1V8
Tel: (604) 687-4457

CIVIL
WSP
840 Howe Street, #1000
Vancouver, BC V6Z 2M1
Tel: (604) 685-9381

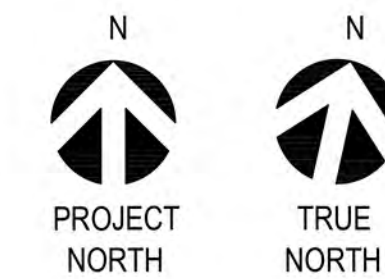
STRUCTURAL
WSP
840 Howe Street, #1000
Vancouver, BC V6Z 2M1
Tel: (604) 685-9381

MECHANICAL
AME GROUP
200 - 638 Smith Street
Vancouver, BC V6B 1E3
Tel: (604) 684-5995

ELECTRICAL
PBX Engineering Ltd.
300-131 Water Street
Vancouver BC, V6B 4M3
Tel: (604) 408-7222

COPYRIGHT RESERVED:
This plan and design are, and at all times remain the exclusive property of PFS Studio and cannot be used or reproduced without written consent. Contractors shall verify and be responsible for all dimensions and conditions on the job. This office shall be informed of any discrepancies from the dimensions and conditions shown on the drawing.

ISSUANCE			
No.	Date	Details	By
1	2021.06.25	ISSUED FOR REVIEW	SG
2	2021.07.06	ISSUED FOR COSTING	SG
3	2021.10.01	ISSUED FOR DP (BUILDING SCOPE)	SG
4	2021.12.02	RE-ISSUED FOR DP (BUILDING SCOPE)	SG
5	2022.02.03	RE-ISSUED FOR DP (BUILDING SCOPE)	SG
6	2022.02.03	ISSUED FOR DP (LANDSCAPE SCOPE)	SG
7	2022.03.03	RE-ISSUED FOR DP (BUILDING SCOPE)	SG
8	2022.03.03	RE-ISSUED FOR DP (LANDSCAPE SCOPE)	SG
9	2022.03.21	RE-ISSUED FOR DP (BUILDING SCOPE)	SG
10	2022.03.21	RE-ISSUED FOR DP (LANDSCAPE SCOPE)	SG
11	2022.04.01	75% CD ISSUE FOR TENDER (BUILDING SCOPE)	SG
12	2022.04.01	75% CD ISSUE FOR TENDER (LANDSCAPE SCOPE)	SG
13	2022.05.02	RE-ISSUED FOR DP (BUILDING SCOPE)	SG



STAMP:

PROJECT NAME:
UBC RECREATION
CENTRE NORTH

DRAWING TITLE:
LANDSCAPE ELEVATIONS

PFS PROJECT NUMBER:
21014

DATE:
2021/06/23

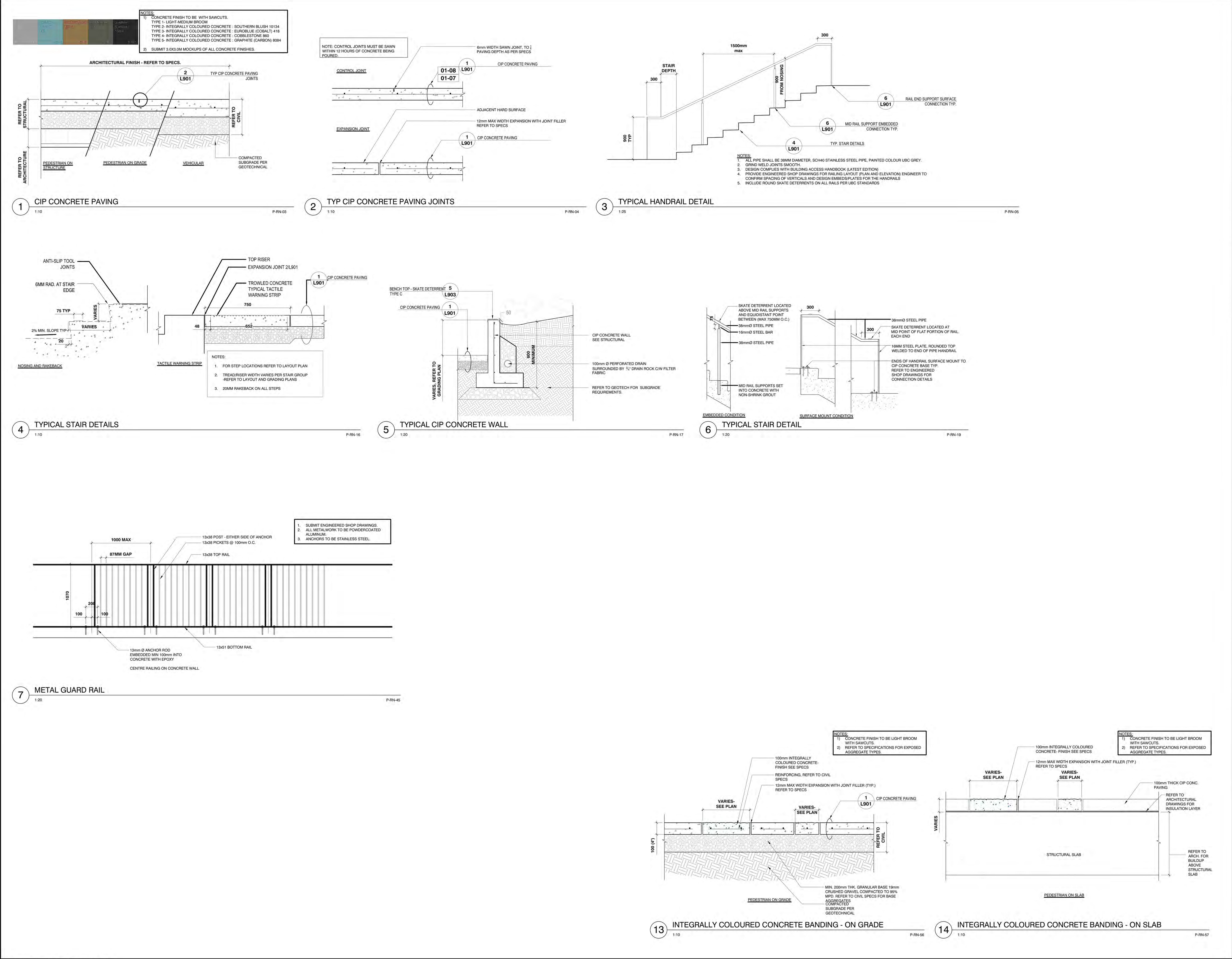
DRAWN BY:
SG

CHECKED BY:
CF

SCALE:
AS NOTED

DWG. NO.:

L802



CLIENT:

PROJECT TEAM:

LANDSCAPE ARCHITECT
PFS Studio
1777 West 3rd Avenue
Vancouver, BC V6J 1K7
Tel: (604) 736-5168

ARCHITECT
SHAPE Architecture Inc.
534 West Pender Street
Vancouver, BC V6B 1V8
Tel: (604) 687-4457

CIVIL
WSP
840 Howe Street, #1000
Vancouver, BC V6Z 2M1
Tel: (604) 685-9381

STRUCTURAL
WSP
840 Howe Street, #1000
Vancouver, BC V6Z 2M1
Tel: (604) 685-9381

MECHANICAL
AME GROUP
200 - 538 Smith Street
Vancouver, BC V6B 1E3
Tel: (604) 684-5995

ELECTRICAL
PBX Engineering Ltd.
300-131 Water Street
Vancouver, BC V6B 4M3
Tel: (604) 408-7222

COPYRIGHT RESERVED:
This plan and design are, and at all times remain the exclusive property of PFS Studio and cannot be used or reproduced without written consent. Contractors shall verify and be responsible for all dimensions and conditions on the job. This office shall be informed of any discrepancies from the dimensions and conditions shown on the drawing.

No.	Date	Details	By
1	2021.06.25	ISSUED FOR REVIEW	DD
2	2021.07.08	ISSUED FOR COSTING	DD
3	2021.10.01	ISSUED FOR DP (BUILDING SCOPE)	DD
4	2021.12.02	RE-ISSUED FOR DP (BUILDING SCOPE)	DD
5	2022.02.03	RE-ISSUED FOR DP (BUILDING SCOPE)	SG
6	2022.02.03	ISSUED FOR DP (LANDSCAPE SCOPE)	SG
7	2022.03.03	RE-ISSUED FOR DP (BUILDING SCOPE)	SG
8	2022.03.03	RE-ISSUED FOR DP (LANDSCAPE SCOPE)	SG
9	2022.03.21	RE-ISSUED FOR DP (BUILDING SCOPE)	SG
10	2022.03.21	RE-ISSUED FOR DP (LANDSCAPE SCOPE)	SG
11	2023.04.01	75% CD ISSUE FOR TENDER (BUILDING SCOPE)	SG
12	2023.04.01	75% CD ISSUE FOR TENDER (LANDSCAPE SCOPE)	SG
13	2022.05.02	RE-ISSUED FOR DP (BUILDING SCOPE)	SG

N
PROJECT NORTH

N
TRUE NORTH

PFS STUDIO
PLANNING • DESIGN • CONSTRUCTION • LANDSCAPE ARCHITECTURE

STAMP:

PROJECT NAME:
UBC RECREATION
CENTRE NORTH

DRAWING TITLE:
HARDSCAPE DETAILS

PFS PROJECT NUMBER:
21014

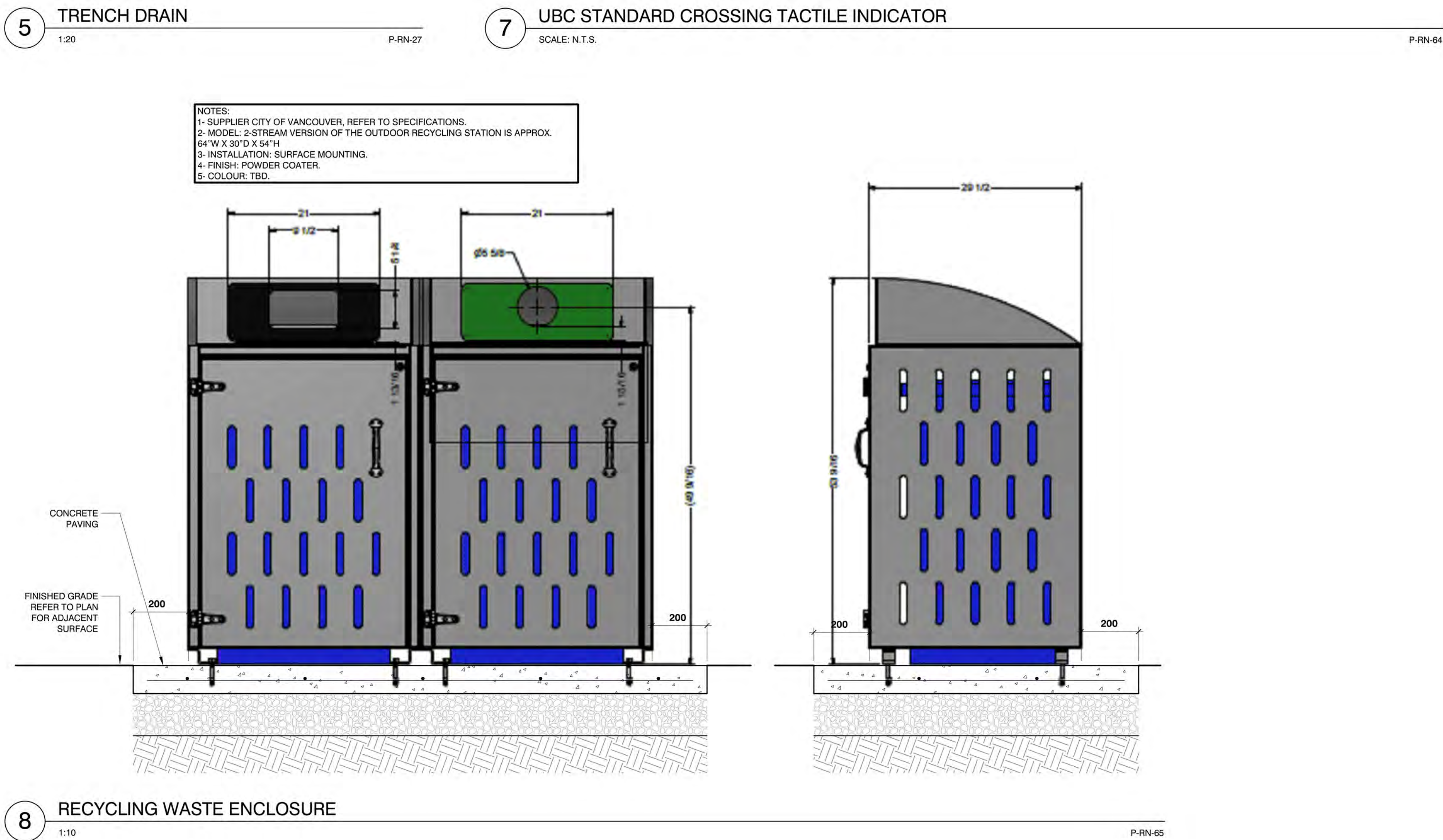
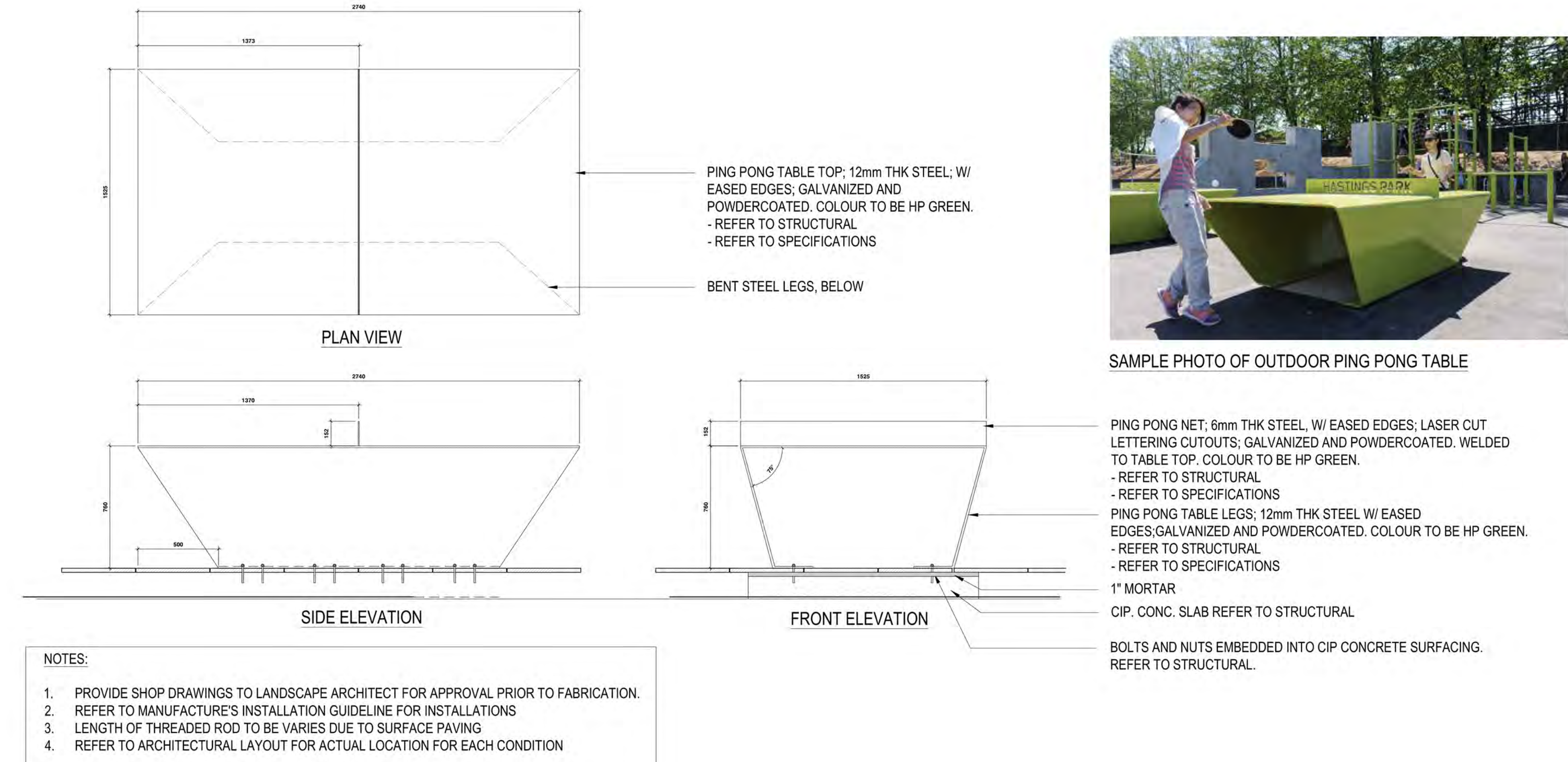
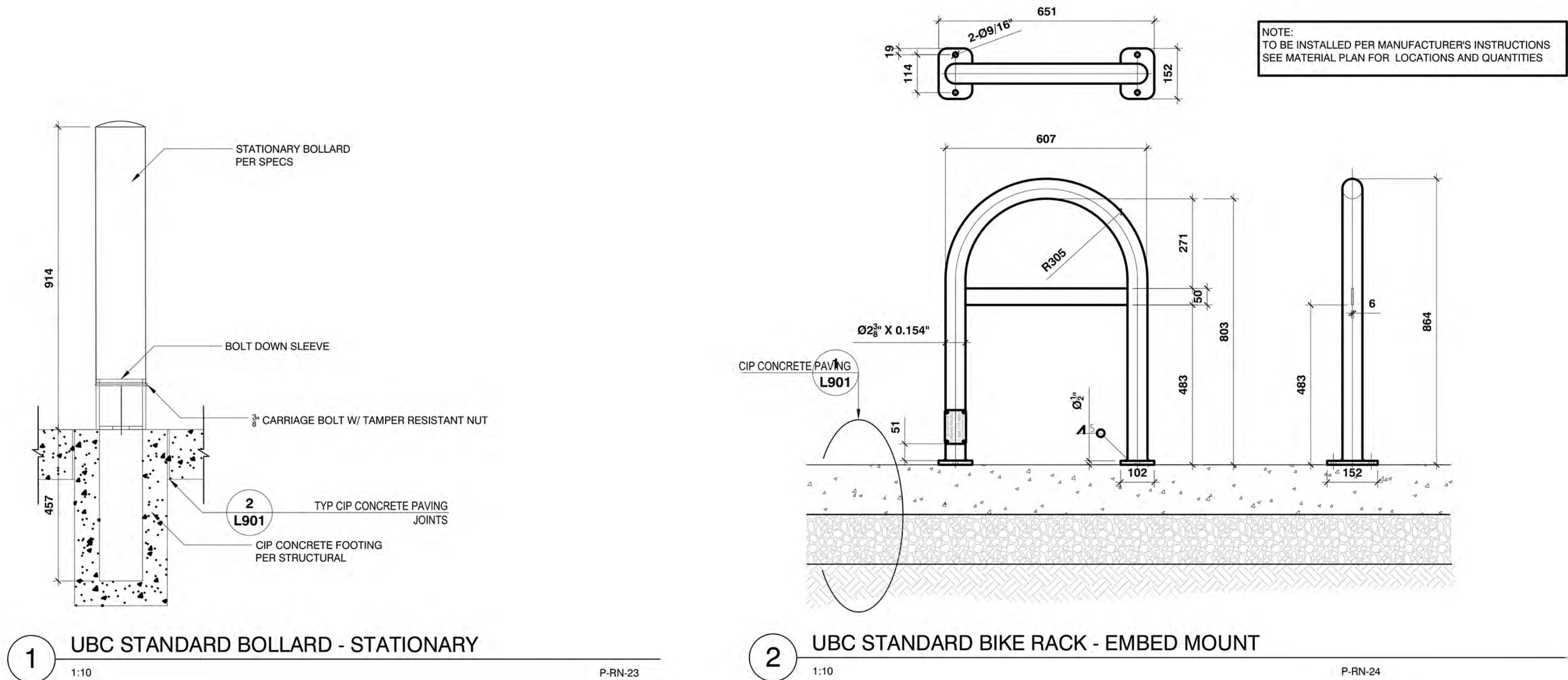
DATE:
2021/06/23

DRAWN BY:
SG

CHECKED BY:
CF

SCALE:
VARIES

DWG. NO.:
L901



CLIENT:

UBC PROPERTIES TRUST

PROJECT TEAM:

LANDSCAPE ARCHITECT
PFS Studio
1777 West 3rd Avenue
Vancouver, BC V6J 1K7
Tel: (604) 736-5168

ARCHITECT
SHAPE Architecture Inc.
534 West Pender Street
Vancouver, BC V6B 1V8
Tel: (604) 687-4457

CIVIL
WSP
840 Howe Street, #1000
Vancouver, BC V6Z 2M1
Tel: (604) 685-9381

STRUCTURAL
WSP
840 Howe Street, #1000
Vancouver, BC V6Z 2M1
Tel: (604) 685-9381

MECHANICAL
AME GROUP
200 - 638 Smith Street
Vancouver, BC V6B 1E3
Tel: (604) 684-5995

ELECTRICAL
PBX Engineering Ltd.
300-131 Water Street
Vancouver, BC V6B 4M3
Tel: (604) 408-7222

COPYRIGHT RESERVED:

This plan and design are, and at all times remain the exclusive property of PFS Studio and cannot be used or reproduced without written consent. Contractors shall verify and be responsible for all dimensions and conditions on the job. This office shall be informed of any discrepancies from the dimensions and conditions shown on the drawing.

No.	Date	Details	By
1	2021.09.25	ISSUED FOR REVIEW	DD
2	2021.07.08	ISSUED FOR COSTING	DD
3	2021.10.01	ISSUED FOR DP (BUILDING SCOPE)	DD
4	2021.12.02	RE-ISSUED FOR DP (BUILDING SCOPE)	DD
5	2022.02.03	RE-ISSUED FOR DP (BUILDING SCOPE)	SG
6	2022.02.03	ISSUED FOR DP (LANDSCAPE SCOPE)	SG
7	2022.03.03	RE-ISSUED FOR DP (BUILDING SCOPE)	SG
8	2022.03.03	RE-ISSUED FOR DP (LANDSCAPE SCOPE)	SG
9	2022.03.21	RE-ISSUED FOR DP (BUILDING SCOPE)	SG
10	2022.03.21	RE-ISSUED FOR DP (LANDSCAPE SCOPE)	SG
11	2023.04.01	75% CD ISSUE FOR TENDER (BUILDING SCOPE)	SG
12	2023.04.01	75% CD ISSUE FOR TENDER (LANDSCAPE SCOPE)	SG
13	2022.05.02	RE-ISSUED FOR DP (BUILDING SCOPE)	SG



PFS STUDIO

PLANNING • DESIGN • LANDSCAPE ARCHITECTURE

STAMP:

PROJECT NAME:
UBC RECREATION
CENTRE NORTH

DRAWING TITLE:
UBC STANDARD SITE DETAILS

PFS PROJECT NUMBER:
21014

DATE:
2021/06/23

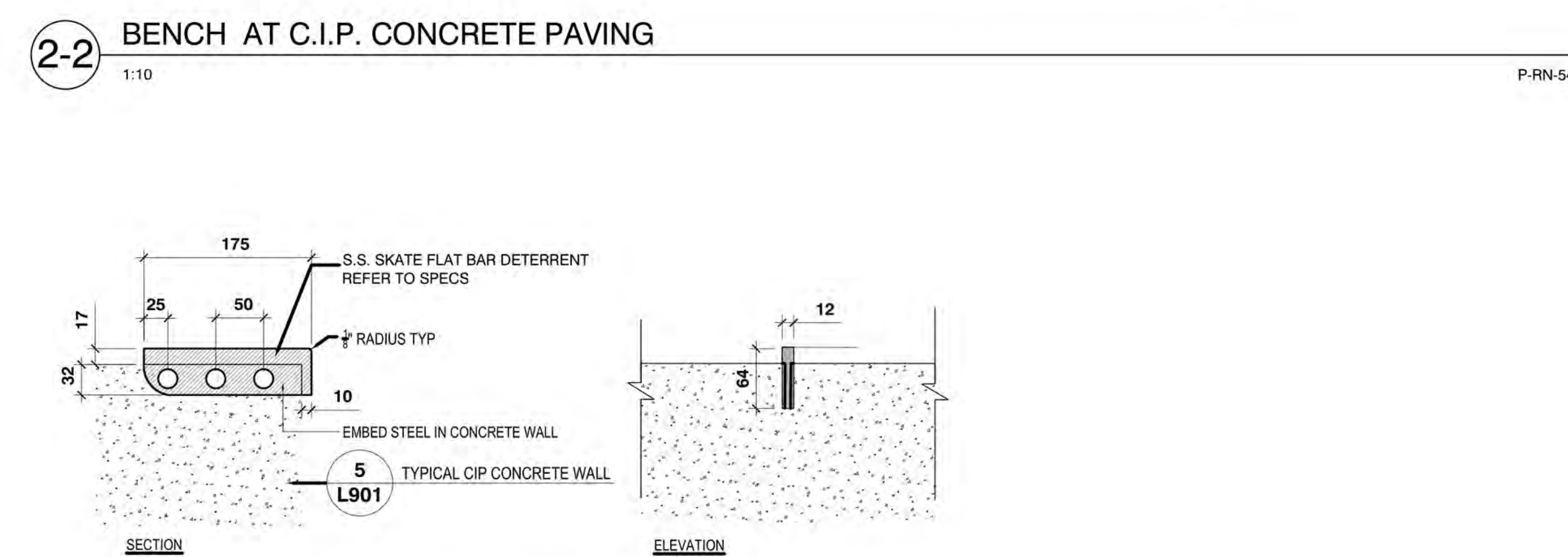
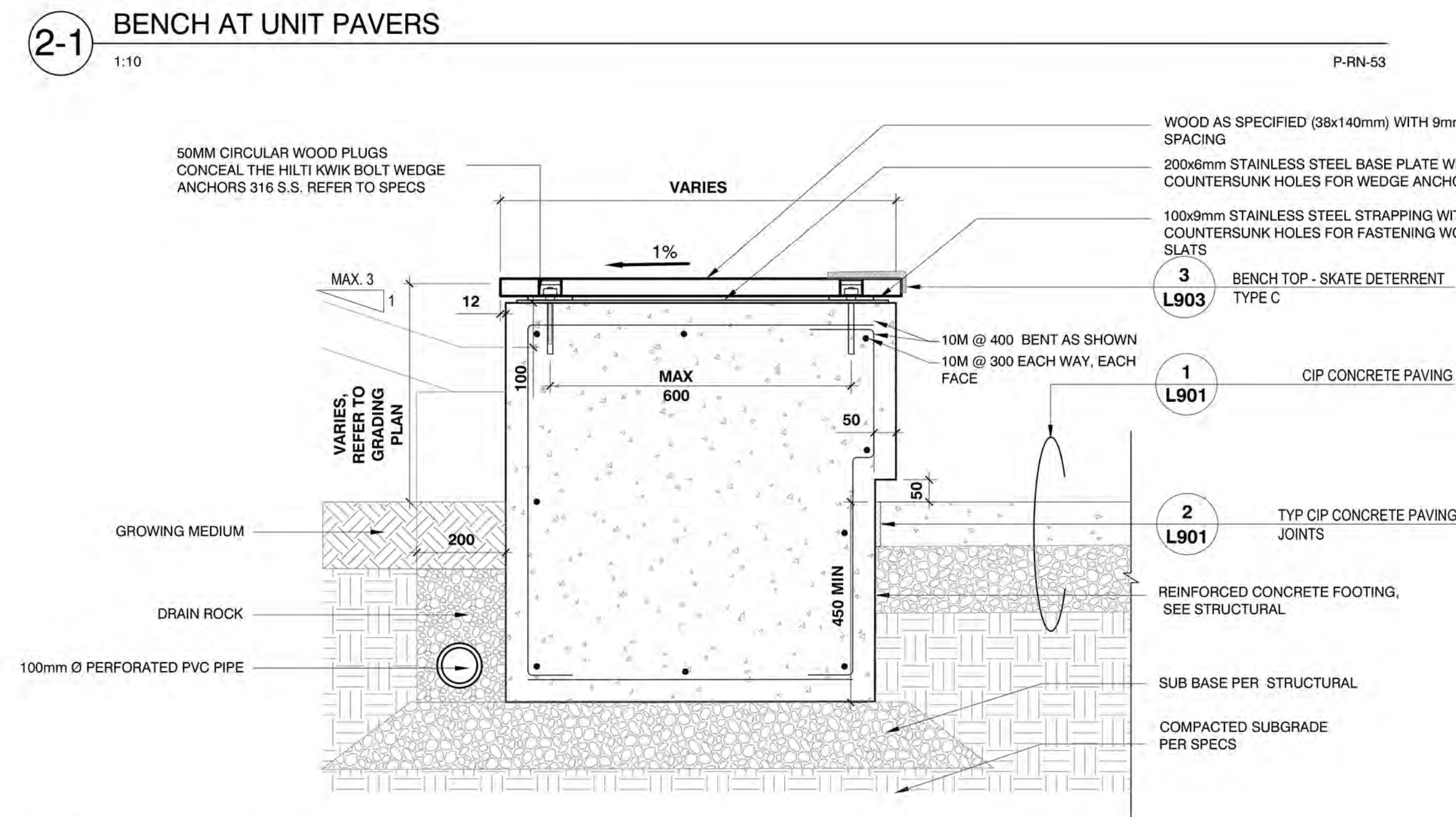
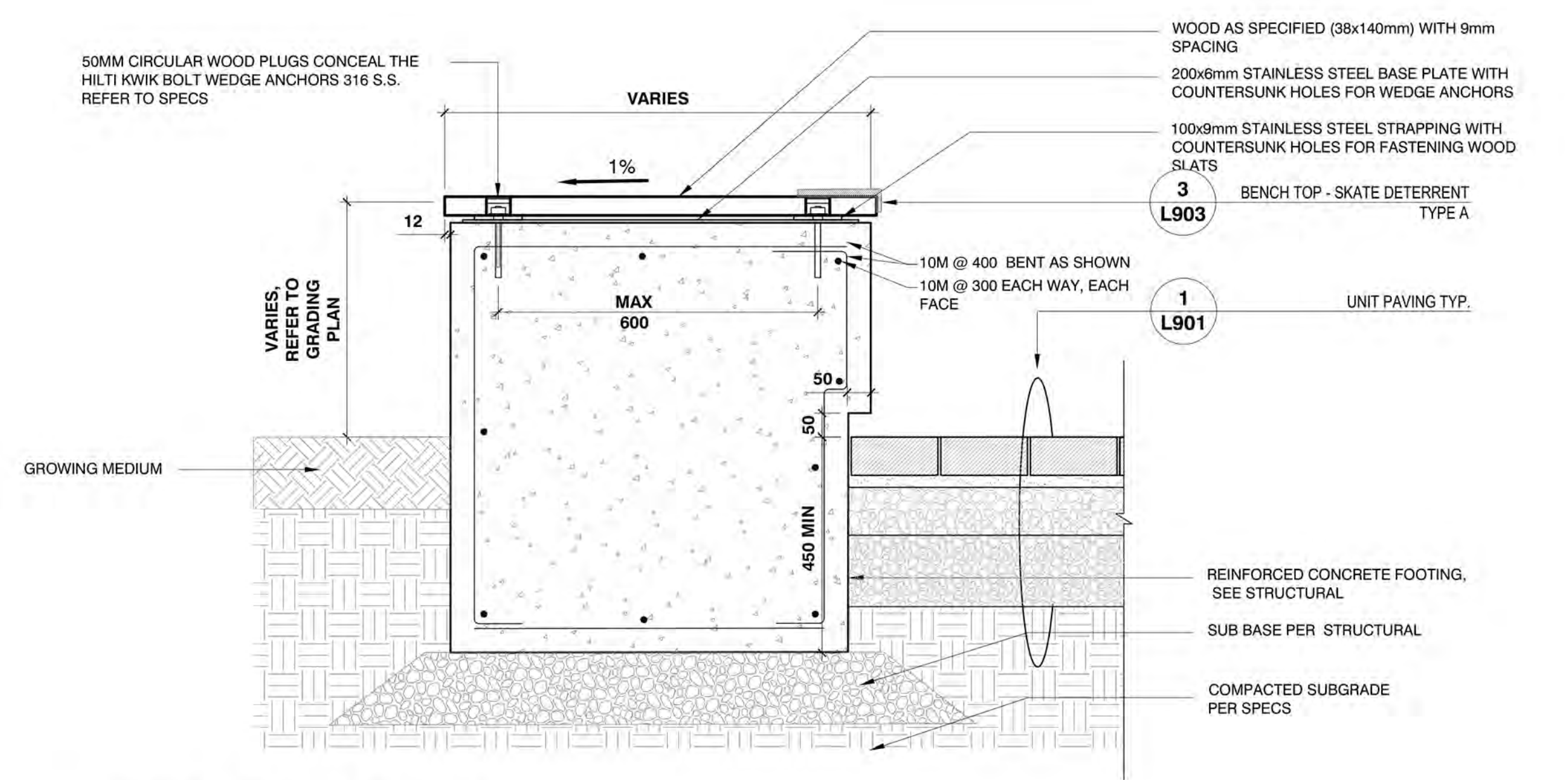
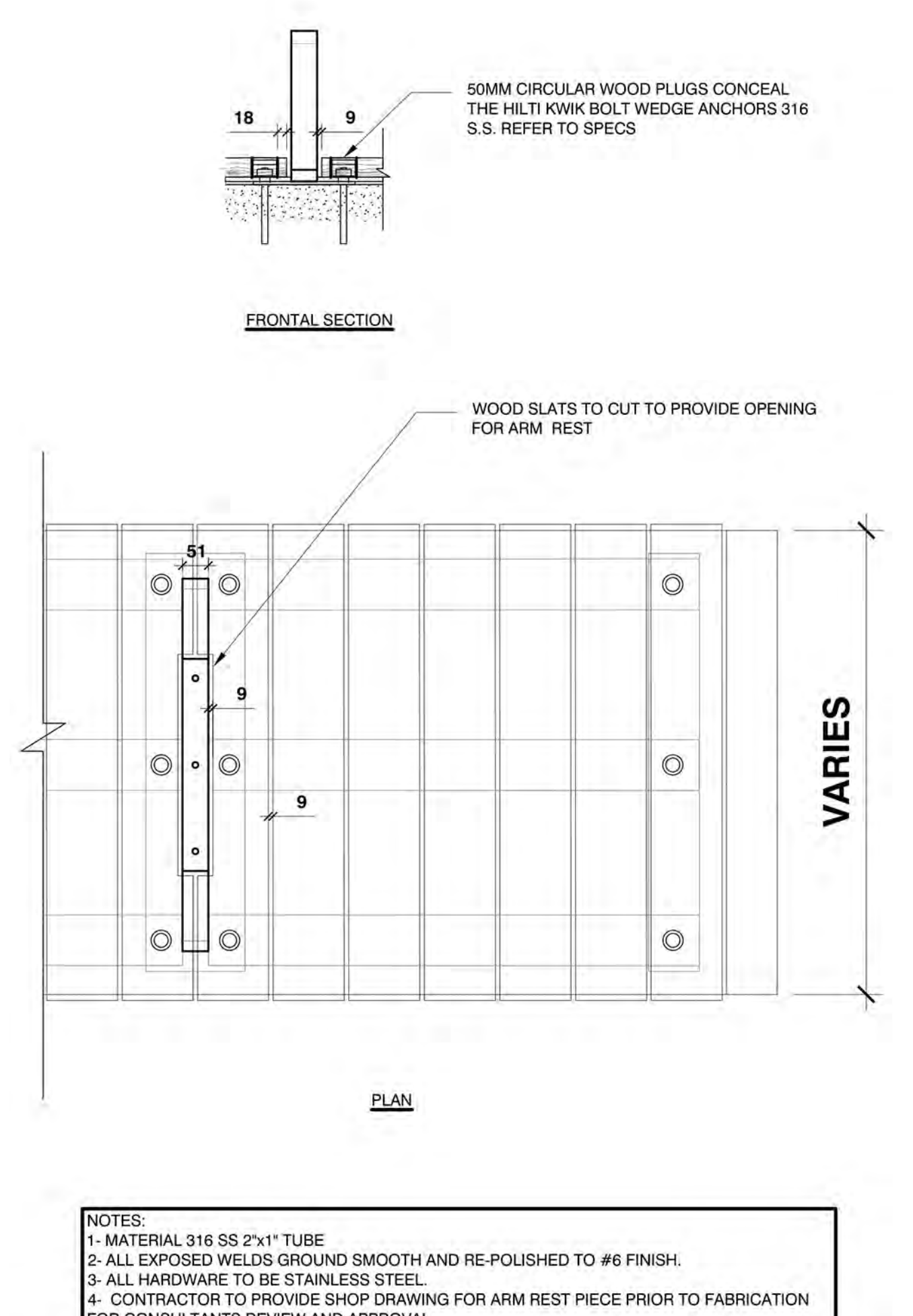
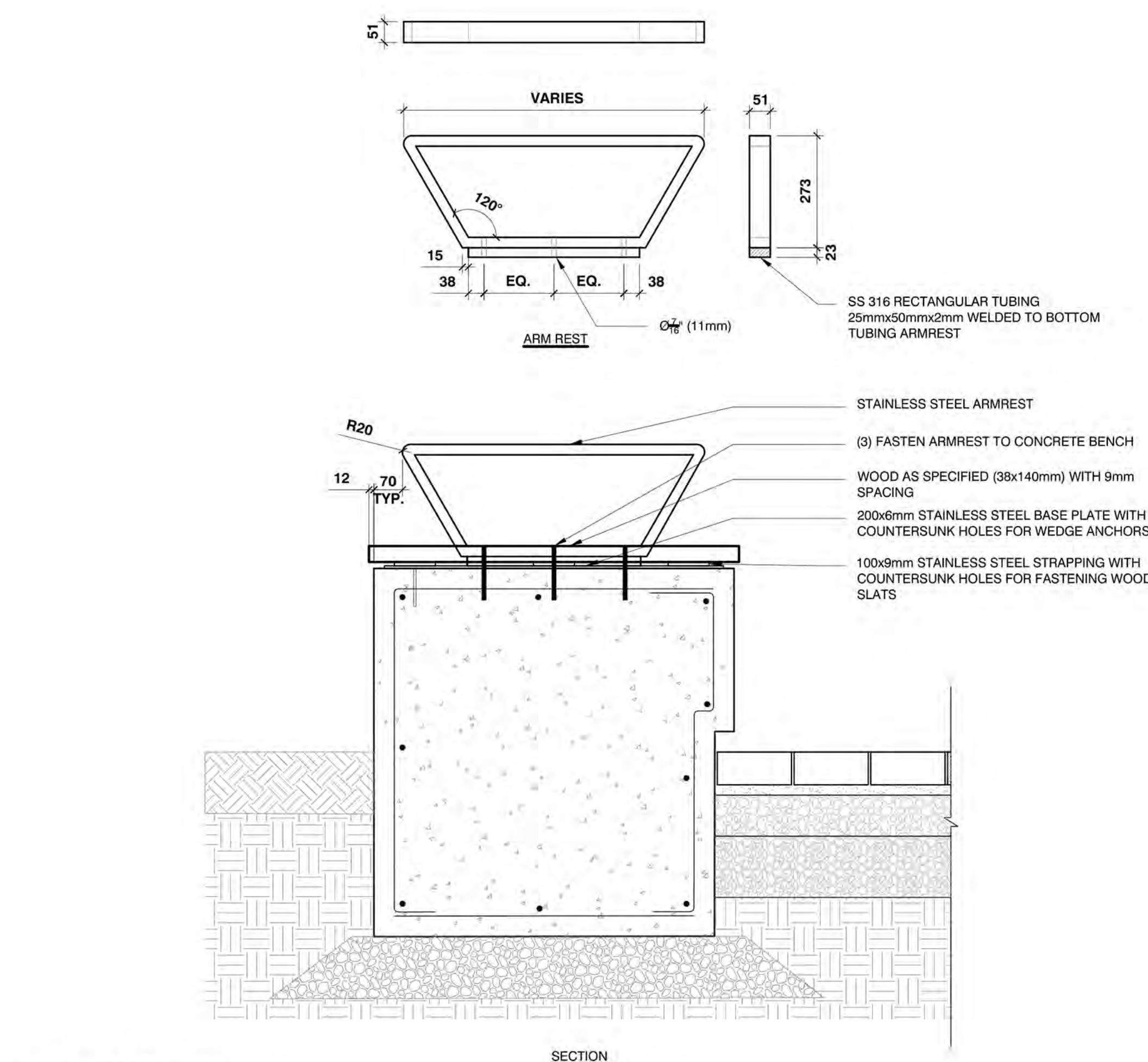
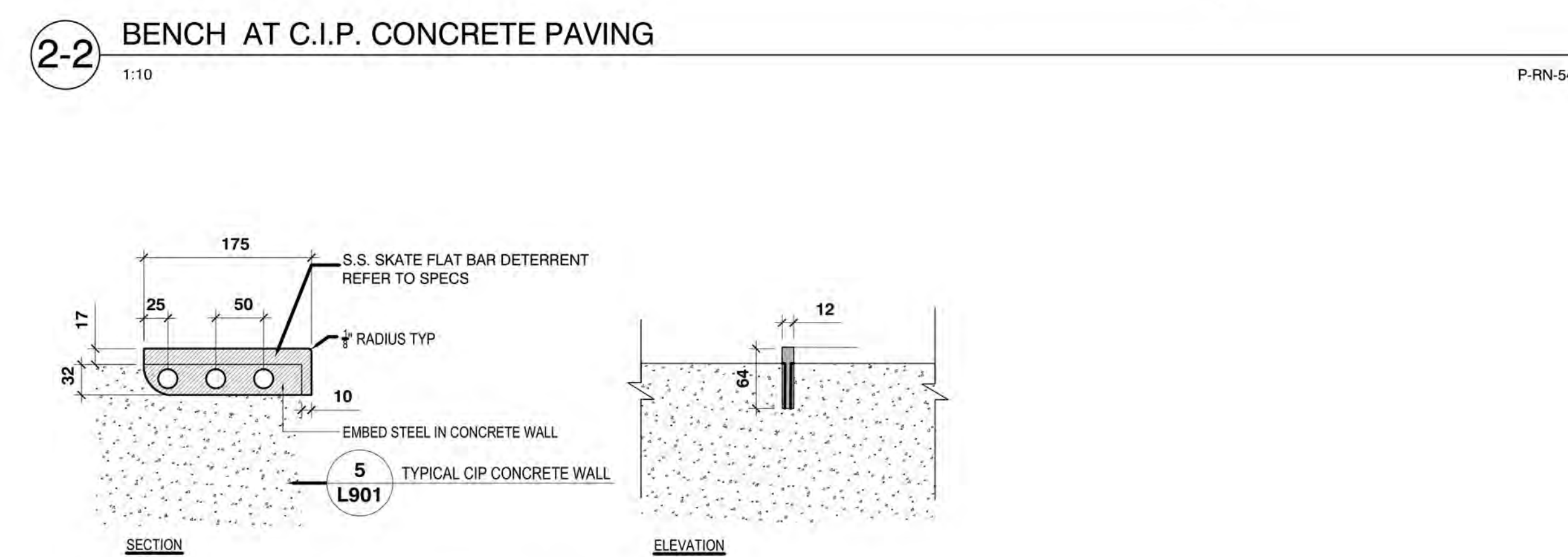
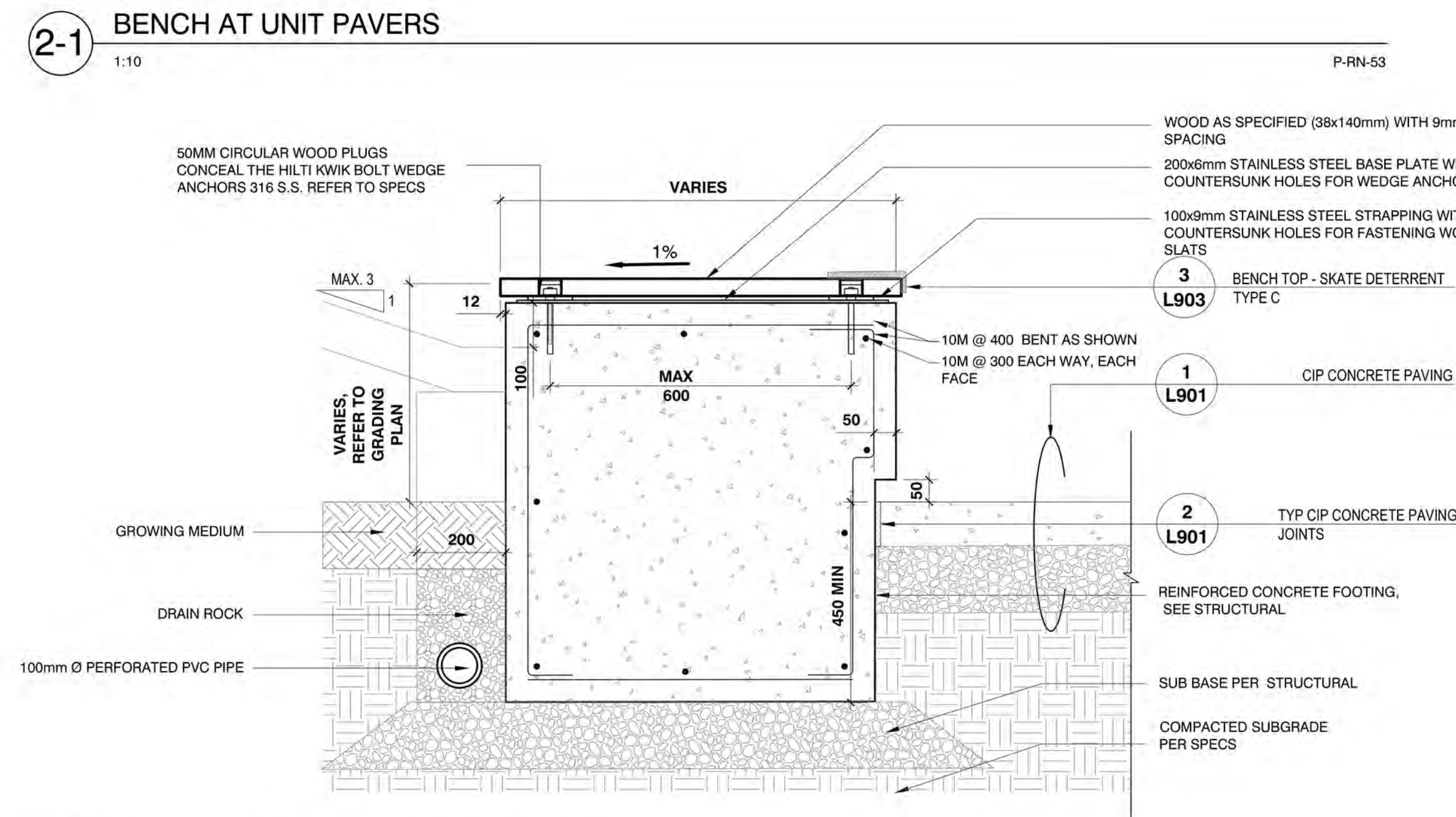
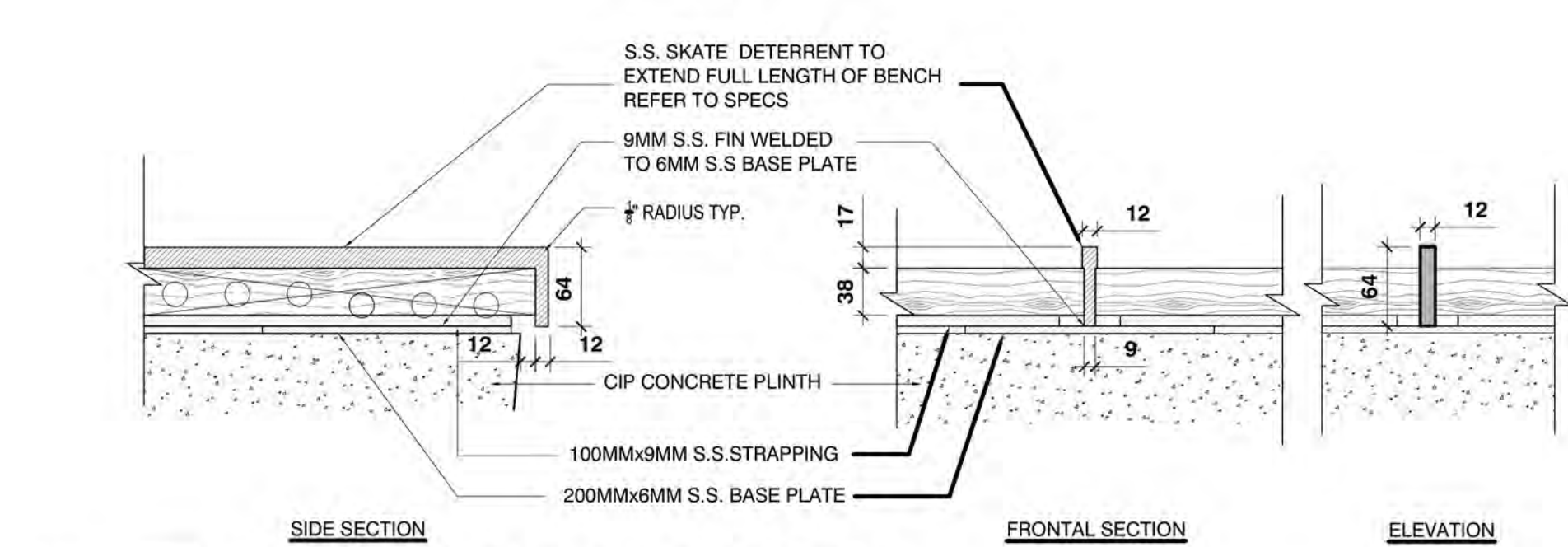
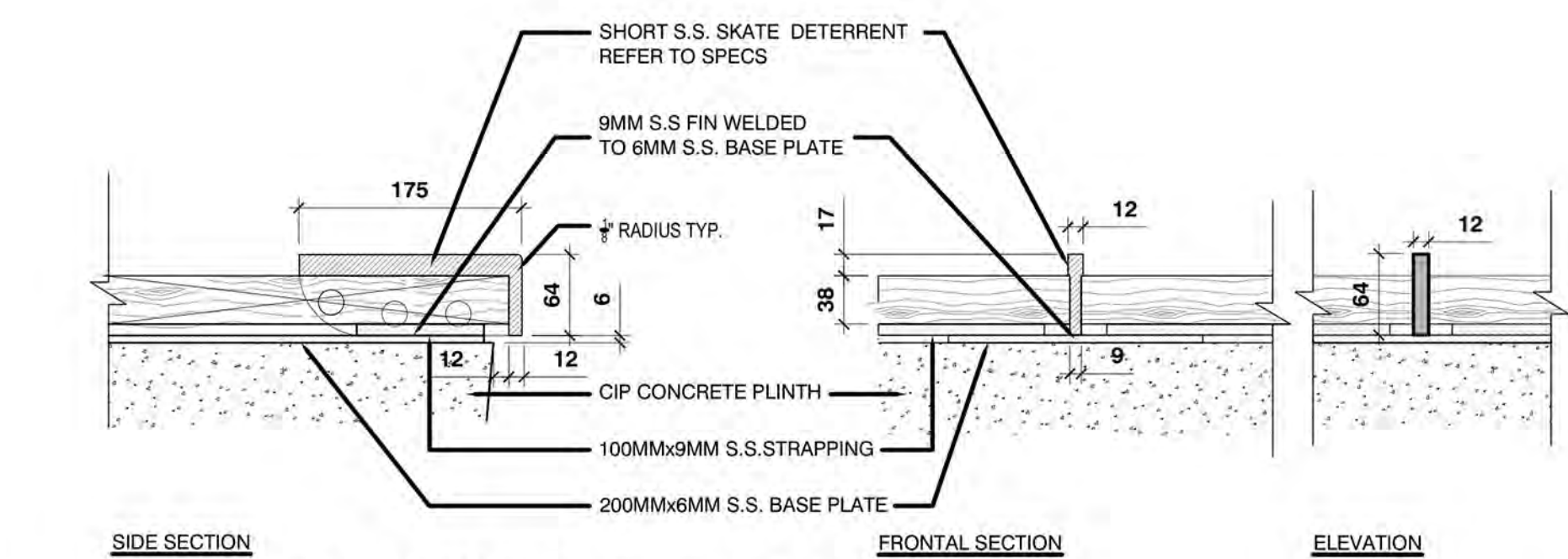
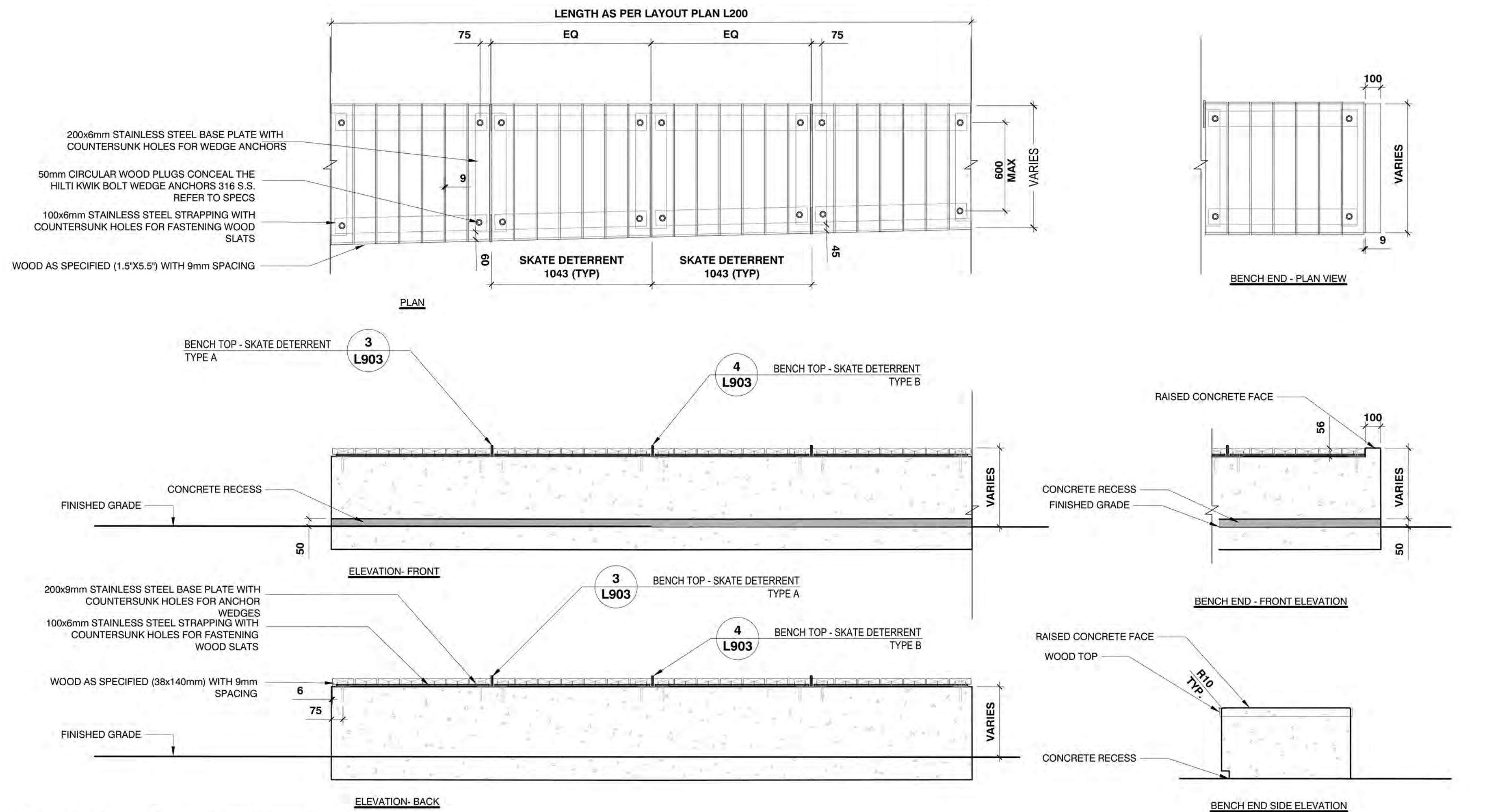
DRAWN BY:
SG

CHECKED BY:
CF

SCALE:
####

DWG. NO.:

L902



CLIENT:



PROJECT TEAM:

LANDSCAPE ARCHITECT
PFS Studio
1777 West 3rd Avenue
Vancouver, BC V6J 1K7
Tel: (604) 736-5168

ARCHITECT
SHAPE Architecture Inc.
534 West Pender Street
Vancouver, BC V6B 1V8
Tel: (604) 687-4457

CIVIL
WSP
840 Howe Street, #1000
Vancouver, BC V6Z 2M1
Tel: (604) 685-9381

STRUCTURAL
WSP
840 Howe Street, #1000
Vancouver, BC V6Z 2M1
Tel: (604) 685-9381

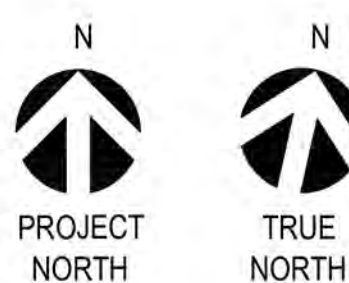
MECHANICAL
AME GROUP
200 - 638 Smith Street
Vancouver, BC V6B 1E3
Tel: (604) 684-5995

ELECTRICAL
PBX Engineering Ltd.
300-131 Water Street
Vancouver, BC V6B 4M3
Tel: (604) 408-7222

COPYRIGHT RESERVED:

This plan and design are, and at all times remain the exclusive property of PFS Studio and cannot be used or reproduced without written consent. Contractors shall verify and be responsible for all dimensions and conditions on the job. This office shall be informed of any discrepancies from the dimensions and conditions shown on the drawing.

No.	Date	Details	By
1	2021.06.25	ISSUED FOR REVIEW	DD
2	2021.07.08	ISSUED FOR COSTING	DD
3	2021.10.01	ISSUED FOR DP (BUILDING SCOPE)	DD
4	2021.12.02	RE-ISSUED FOR DP (BUILDING SCOPE)	DD
5	2022.02.03	RE-ISSUED FOR DP (BUILDING SCOPE)	SG
6	2022.02.03	ISSUED FOR DP (LANDSCAPE SCOPE)	SG
7	2022.03.03	RE-ISSUED FOR DP (BUILDING SCOPE)	SG
8	2022.03.03	RE-ISSUED FOR DP (LANDSCAPE SCOPE)	SG
9	2022.03.21	RE-ISSUED FOR DP (BUILDING SCOPE)	SG
10	2022.03.21	RE-ISSUED FOR DP (LANDSCAPE SCOPE)	SG
11	2022.04.01	75% CD ISSUE FOR TENDER (BUILDING SCOPE)	SG
12	2022.04.01	75% CD ISSUE FOR TENDER (LANDSCAPE SCOPE)	SG
13	2022.05.02	RE-ISSUED FOR DP (BUILDING SCOPE)	SG



STAMP:

PROJECT NAME:

UBC RECREATION
CENTRE NORTH

DRAWING TITLE:

SITE DETAILS

PFS PROJECT NUMBER:

21014

DATE:

2021/06/23

DRAWN BY:

SG

CHECKED BY:

CF

SCALE:

VARIES

DWG. NO.:

L903

NOT FOR CONSTRUCTION

CLIENT:



PROJECT TEAM:

LANDSCAPE ARCHITECT
PFS Studio
1777 West 3rd Avenue
Vancouver, BC V6J 1K7
Tel: (604) 735-5168

ARCHITECT
SHAPE Architecture Inc.
534 West Pender Street
Vancouver, BC V6B 1V8
Tel: (604) 687-4457

CIVIL
WSP
840 Howe Street, #1000
Vancouver, BC V6Z 2M1
Tel: (604) 685-9381

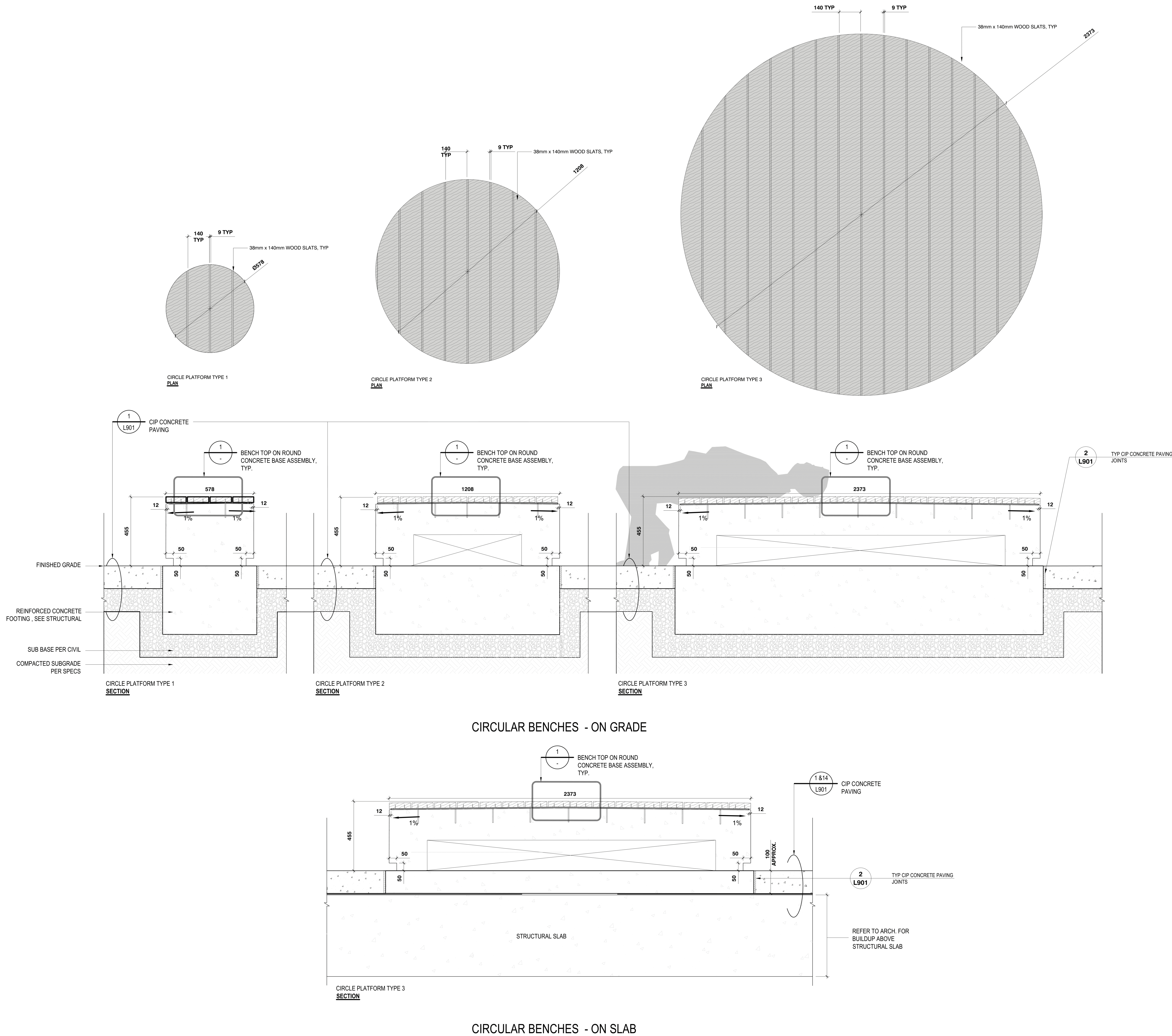
STRUCTURAL
WSP
840 Howe Street, #1000
Vancouver, BC V6Z 2M1
Tel: (604) 685-9381

MECHANICAL
AME GROUP
200 - 638 Smith Street
Vancouver, BC V6B 1E3
Tel: (604) 684-5995

ELECTRICAL
PBX Engineering Ltd.
300-131 Water Street
Vancouver BC, V6B 4M3
Tel: (604) 408-7222

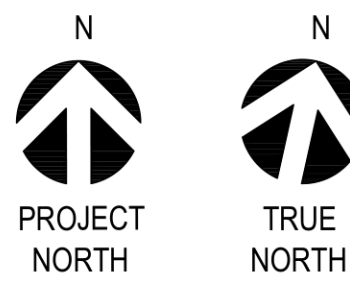
COPYRIGHT RESERVED:
This plan and design are, and at all times remain the exclusive property of PFS Studio and cannot be used or reproduced without written consent. Contractors shall verify and be responsible for all dimensions and conditions on the job. This office shall be informed of any discrepancies from the dimensions and conditions shown on the drawing.

No.	Date	Details	By
1	2021.06.25	ISSUED FOR REVIEW	DD
2	2021.07.06	ISSUED FOR COSTING	DD
3	2021.10.01	ISSUED FOR DP (BUILDING SCOPE)	DD
4	2021.12.02	RE-ISSUED FOR DP (BUILDING SCOPE)	DD
5	2022.02.03	RE-ISSUED FOR DP (BUILDING SCOPE)	SG
6	2022.02.03	ISSUED FOR DP (LANDSCAPE SCOPE)	SG
7	2022.03.03	RE-ISSUED FOR DP (BUILDING SCOPE)	SG
8	2022.03.03	RE-ISSUED FOR DP (LANDSCAPE SCOPE)	SG
9	2022.03.21	RE-ISSUED FOR DP (BUILDING SCOPE)	SG
10	2022.03.21	RE-ISSUED FOR DP (LANDSCAPE SCOPE)	SG
11	2022.04.01	75% CD ISSUE FOR TENDER (BUILDING SCOPE)	SG
12	2022.04.01	75% CD ISSUE FOR TENDER (LANDSCAPE SCOPE)	SG
13	2022.05.02	RE-ISSUED FOR DP (BUILDING SCOPE)	SG



1 CIRCULAR PLATFORM BENCHES
1:10

P-RN-37



STAMP:

NOT FOR CONSTRUCTION

PROJECT NAME:

UBC RECREATION
CENTRE NORTH

DRAWING TITLE:

SITE DETAILS

PFS PROJECT NUMBER:

21014

DATE:

2021/06/23

DRAWN BY:

SG

CHECKED BY:

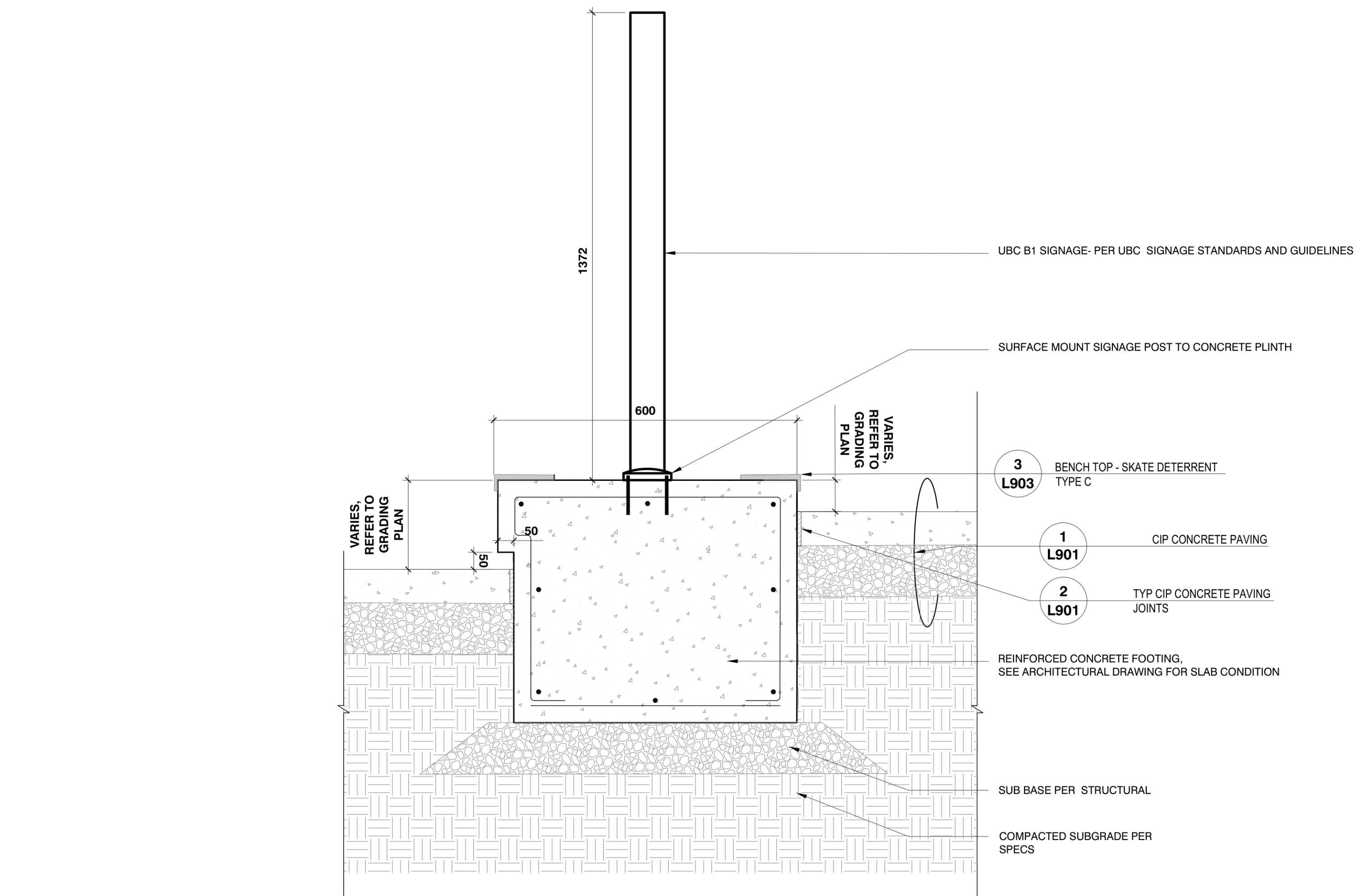
CF

SCALE:

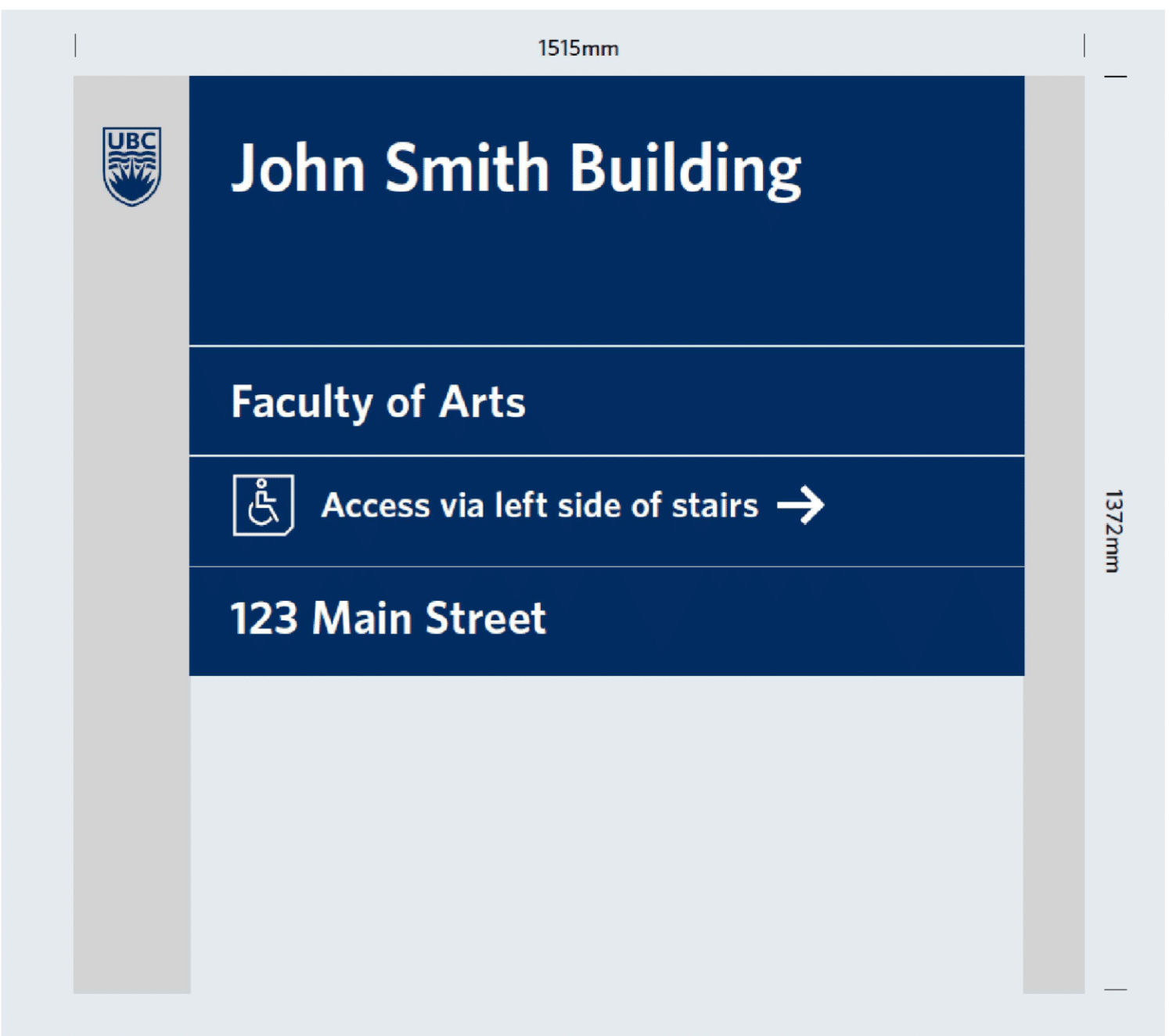
VARIES

DWG. NO.:

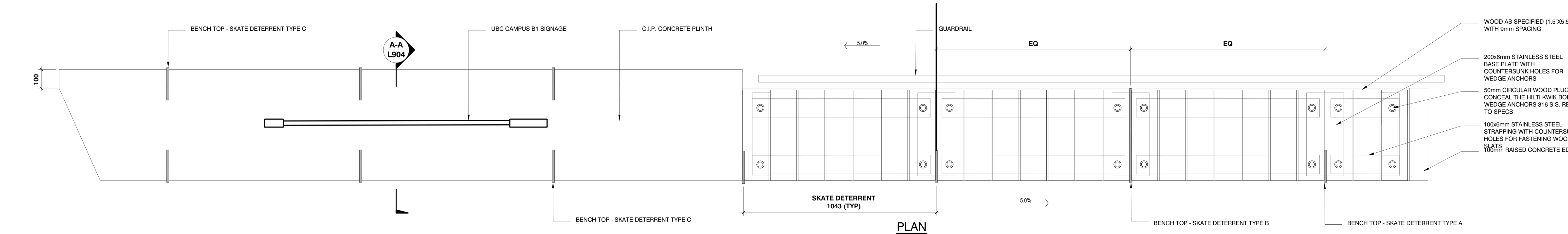
L904



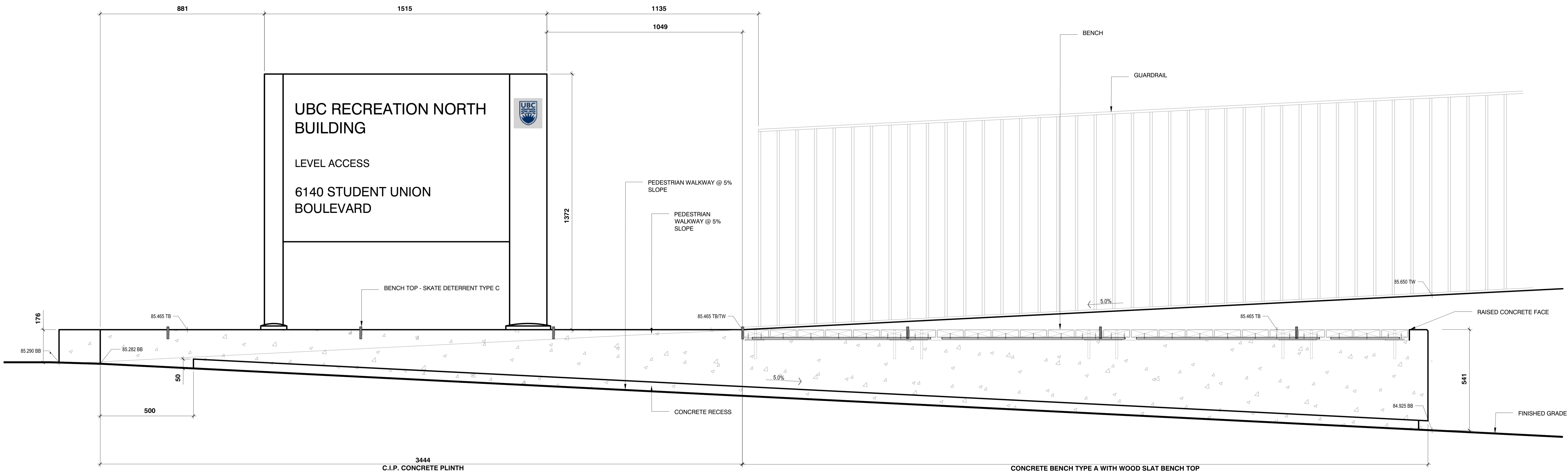
SECTION A-A



B1 UBC CAMPUS SIGNAGE
UBC EXTERIOR SIGNAGE STANDARDS AND GUIDELINES



PLAN



ELEVATION

1 BUILDING SIGNAGE - NORTH ENTRANCE

1:10

P-RN-66

CLIENT:



PROJECT TEAM:

LANDSCAPE ARCHITECT
PFS Studio
1777 West 3rd Avenue
Vancouver, BC V6J 1K7
Tel: (604) 736-5168

ARCHITECT
SHAPE Architecture Inc.
534 West Pender Street
Vancouver, BC V6B 1V8
Tel: (604) 687-4457

CIVIL
WSP
840 Howe Street, #1000
Vancouver, BC V6Z 2M1
Tel: (604) 685-9381

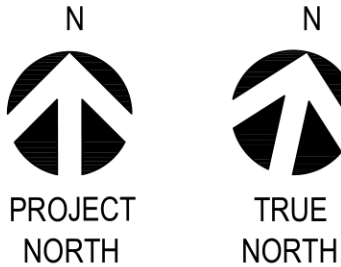
STRUCTURAL
WSP
840 Howe Street, #1000
Vancouver, BC V6Z 2M1
Tel: (604) 685-9381

MECHANICAL
AME GROUP
200 - 638 Smith Street
Vancouver, BC V6B 1E3
Tel: (604)884-5995

ELECTRICAL
PBX Engineering Ltd.
300-131 Water Street
Vancouver BC, V6B 4M3
Tel: (604)408-7222

COPYRIGHT RESERVED:
This plan and design are, and at all times remain the exclusive property of PFS Studio and cannot be used or reproduced without written consent. Contractors shall verify and be responsible for all dimensions and conditions on the job. This office shall be informed of any discrepancies from the dimensions and conditions shown on the drawing.

No.	Date	Details	By
1	2021.06.25	ISSUED FOR REVIEW	DD
2	2021.07.06	ISSUED FOR COSTING	DD
3	2021.10.01	ISSUED FOR DP (BUILDING SCOPE)	DD
4	2021.12.02	RE-ISSUED FOR DP (BUILDING SCOPE)	DD
5	2022.02.03	RE-ISSUED FOR DP (BUILDING SCOPE)	SG
6	2022.02.03	ISSUED FOR DP (LANDSCAPE SCOPE)	SG
7	2022.03.03	RE-ISSUED FOR DP (BUILDING SCOPE)	SG
8	2022.03.03	RE-ISSUED FOR DP (LANDSCAPE SCOPE)	SG
9	2022.03.21	RE-ISSUED FOR DP (BUILDING SCOPE)	SG
10	2022.03.21	RE-ISSUED FOR DP (LANDSCAPE SCOPE)	SG
11	2022.04.01	75% CD ISSUE FOR TENDER (BUILDING SCOPE)	SG
12	2022.04.01	75% CD ISSUE FOR TENDER (LANDSCAPE SCOPE)	SG
13	2022.05.02	RE-ISSUED FOR DP (BUILDING SCOPE)	SG



STAMP:

NOT FOR CONSTRUCTION

PROJECT NAME:
UBC RECREATION
CENTRE NORTH

DRAWING TITLE:
SITE DETAILS

PFS PROJECT NUMBER:
21014

DATE:
2021/06/23

DRAWN BY:
SG

CHECKED BY:
CF

SCALE:
VARIES

DWG. NO.:

L905