

UBC - PUMP HOUSE REPLACEMENT PROJECT

VANCOUVER, BC



ISSUED FOR DEVELOPMENT PERMIT

SEPTEMBER 05, 2019

PROJECT NO. 115618106

CLIENT	MECHANICAL ENGINEERS	PROCESS ENGINEERS	CIVIL ENGINEERS	ELECTRICAL ENGINEERS	ARCHITECT	STRUCTURAL ENGINEERS
THE UNIVERSITY OF BRITISH COLUMBIA 1100 - 2329 West Mall Vancouver, B.C. V6T 1Z4	STANTEC CONSULTING LTD. 1100 - 111 Dunsmuir Street Vancouver, B.C. V6B 6A3	STANTEC CONSULTING LTD. 13401 108 Avenue, 10th Floor Surrey BC V3T 5T3	STANTEC CONSULTING LTD. 13401 108 Avenue, 10th Floor Surrey BC V3T 5T3	STANTEC CONSULTING LTD. 13401 108 Avenue, 10th Floor Surrey BC V3T 5T3	STANTEC ARCHITECTURE 1100 - 111 Dunsmuir Street Vancouver, B.C. V6B 6A3	STANTEC CONSULTING LTD. 1100 - 111 Dunsmuir Street Vancouver, B.C. V6B 6A3
Elizabeth Mosier 604.822.5746	Keith Bate, P.Eng 604.696.8137	Cristina Fonseca, Ph.D., P.Eng., PE 604.587.8432	Ghazi Rhazvi, P.Eng, PMP, CCA 604.587.8416	Stella Li, P.Eng, PE 604.587.8479	Colleen Dixon, Architect AIBC 604.696.8065	Prem Chane, M.Eng 604.696.8094

NOT FOR
CONSTRUCTION



Copyright Reserved

The Contractor shall verify and be responsible for all dimensions. DO NOT scale the drawing - any errors or omissions shall be reported to Stantec without delay. The Copyrights to all designs and drawings are the property of Stantec. Reproduction or use for any purpose other than that authorized by Stantec is forbidden.

Consultant

Notes

[illegible]

Permit/Seal

PRELIMINARY
NOT FOR
CONSTRUCTION

Not for permits, pricing or other official purposes. This document has not been completed or checked and is for general information or comment only.

Client/Project Logo



Client/Project

UBC PUMP HOUSE

Title
CONTEXT PLAN

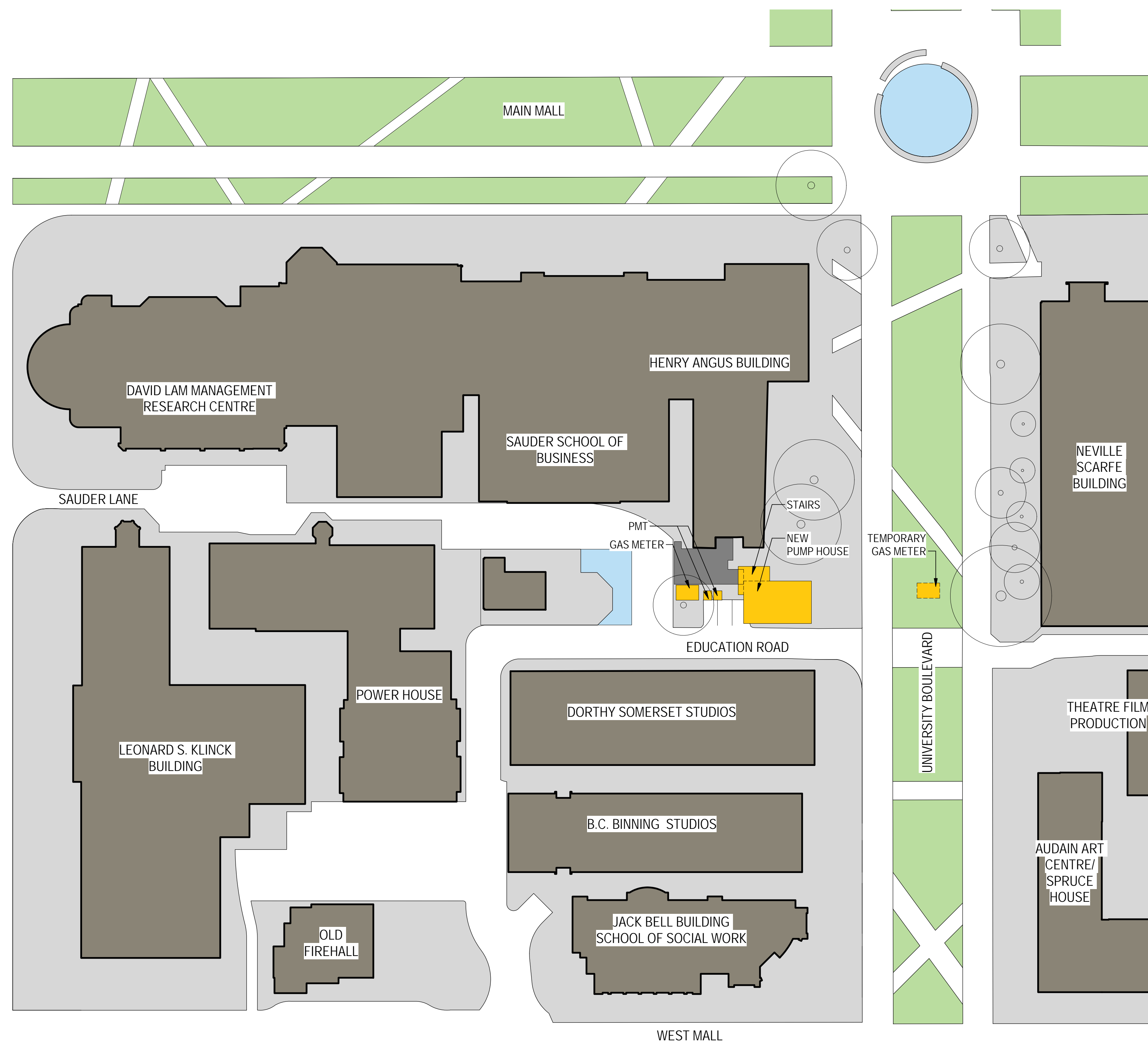
Project No.
115618354

Scale
1 : 500

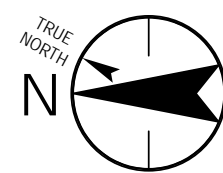
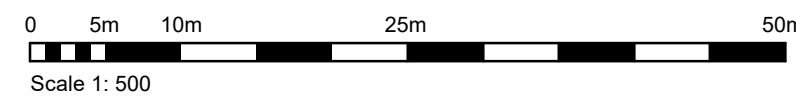
Revision

Drawing No.

A002



1 **EXISTING CONTEXT PLAN**
A002 1 : 500



The Contractor shall verify and be responsible for all dimensions. DO NOT scale the drawing - any errors or omissions shall be reported to Stantec without delay. The Copyrights to all designs and drawings are the property of Stantec. Reproduction or use for any purpose other than that authorized by Stantec is forbidden.

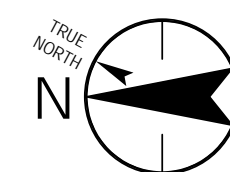
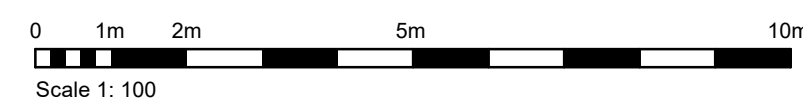
Notes

[illegible]

Not for permits, pricing or other official purposes. This document has not been completed or checked and is for general information or comment only.



A004



The Contractor shall verify and be responsible for all dimensions. DO NOT scale the drawing - any errors or omissions shall be reported to Stantec without delay. The Copyrights to all designs and drawings are the property of Stantec. Reproduction or use for any purpose other than that authorized by Stantec is forbidden.

Notes

[illegible]

PRELIMINARY
NOT FOR
CONSTRUCTION

Not for permits, pricing or other official purposes. This document has not been completed or checked and is for general information or comment only.



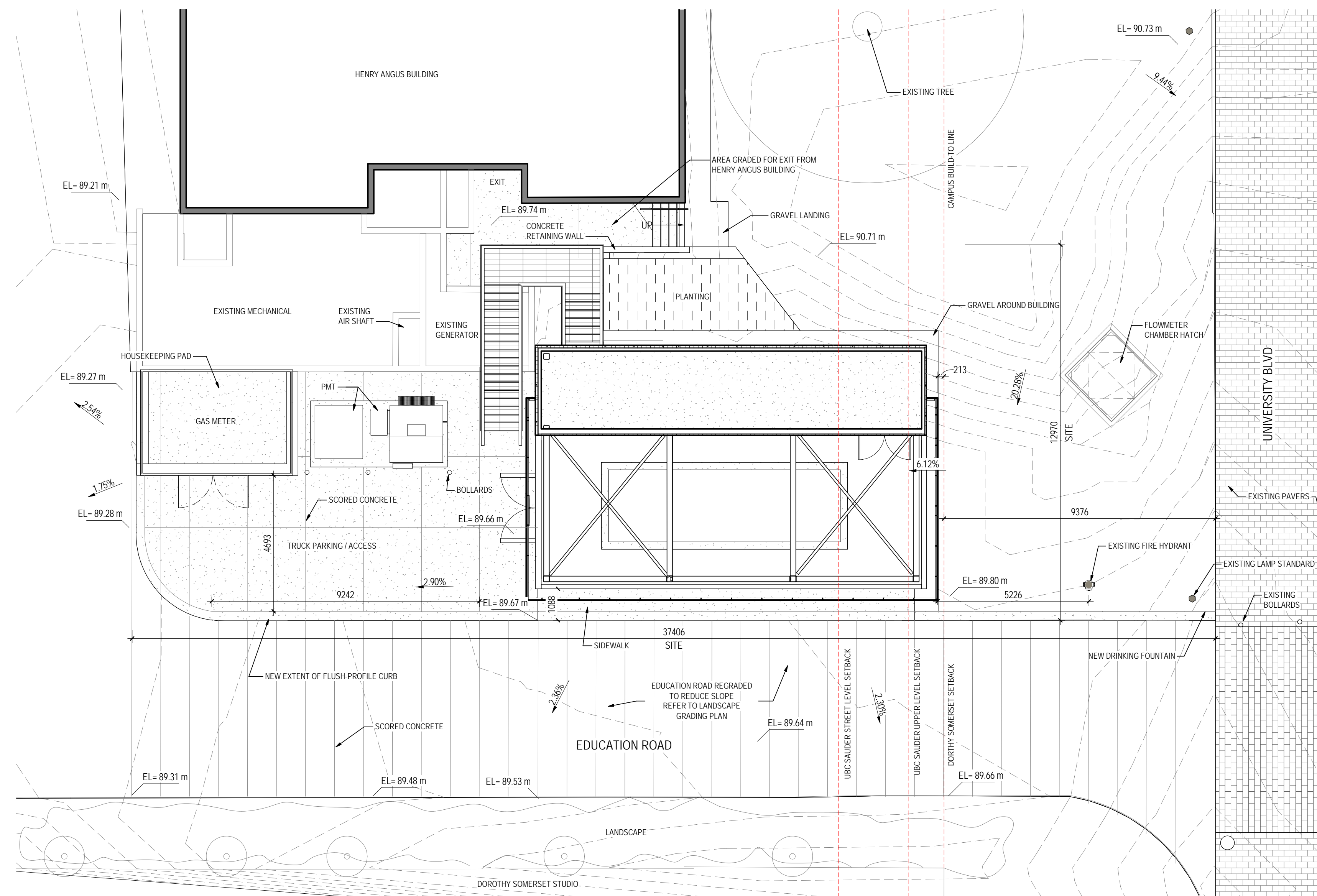
UBC PUMP HOUSE

Title
SITE PLAN

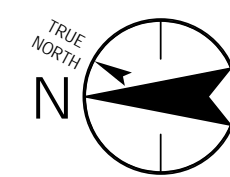
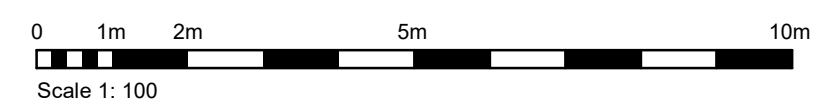
Project No.
115618354

Scale
1 : 100

A005



1 SITE PLAN
A005 1:100

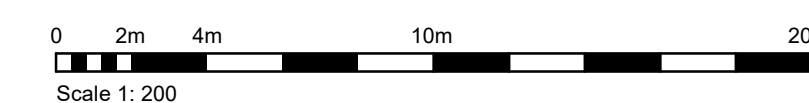



Copyright Reserved

The Contractor shall verify and be responsible for all dimensions. DO NOT scale the drawing - any errors or omissions shall be reported to Stantec without delay. The Copyrights to all designs and drawings are the property of Stantec. Reproduction or use for any purpose other than that authorized by Stantec is forbidden.

Consultant

Notes

[illegible]

Permit/Seal

PRELIMINARY
NOT FOR
CONSTRUCTION

Not for permits, pricing or other official purposes. This document has not been completed or checked and is for general information or comment only.

Client/Project Logo



Client/Project

UBC PUMP HOUSE

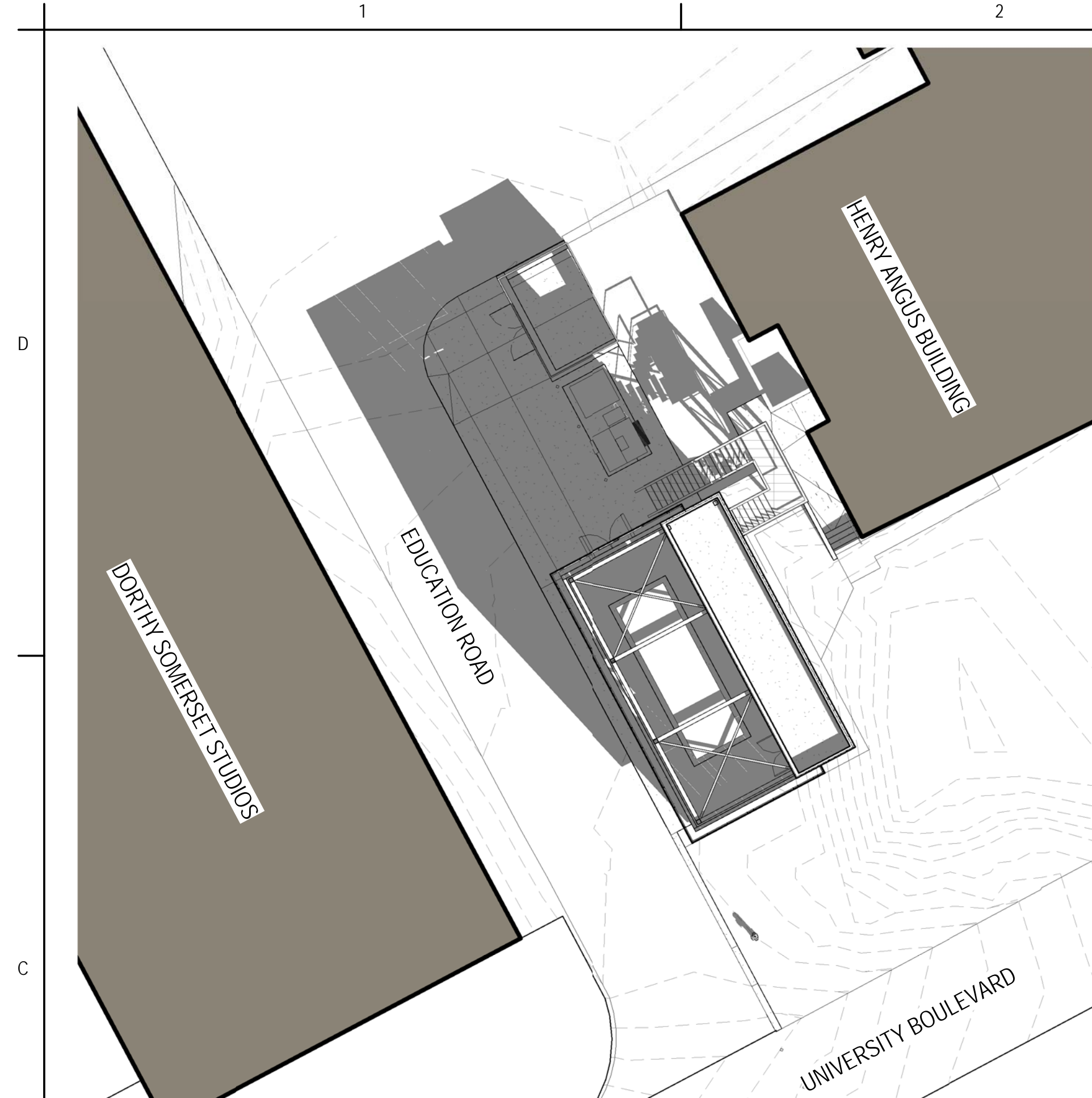
Title
SHADOW ANALYSIS

Project No.
115618354
Revision

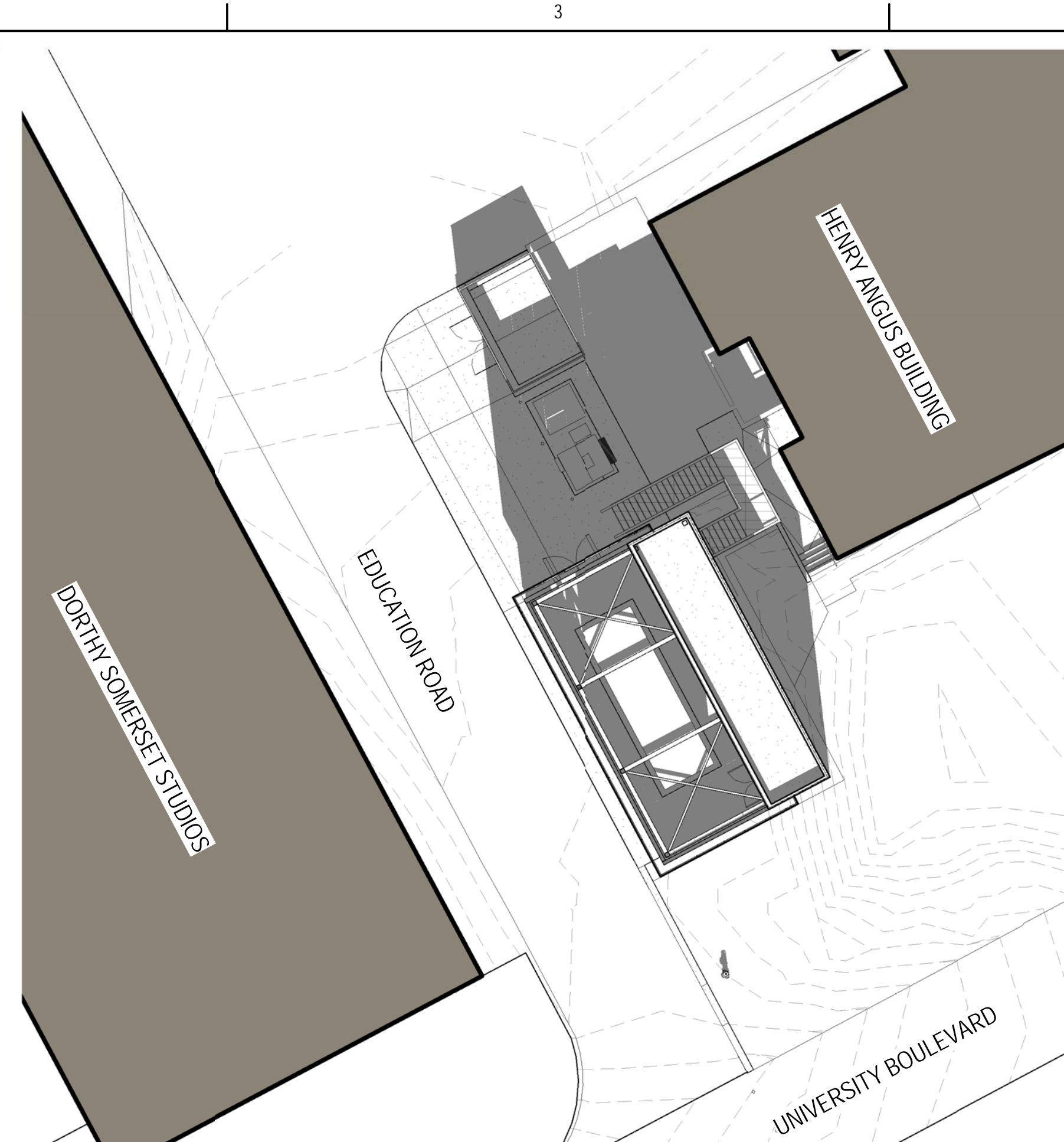
Scale
1 : 200

Drawing No.

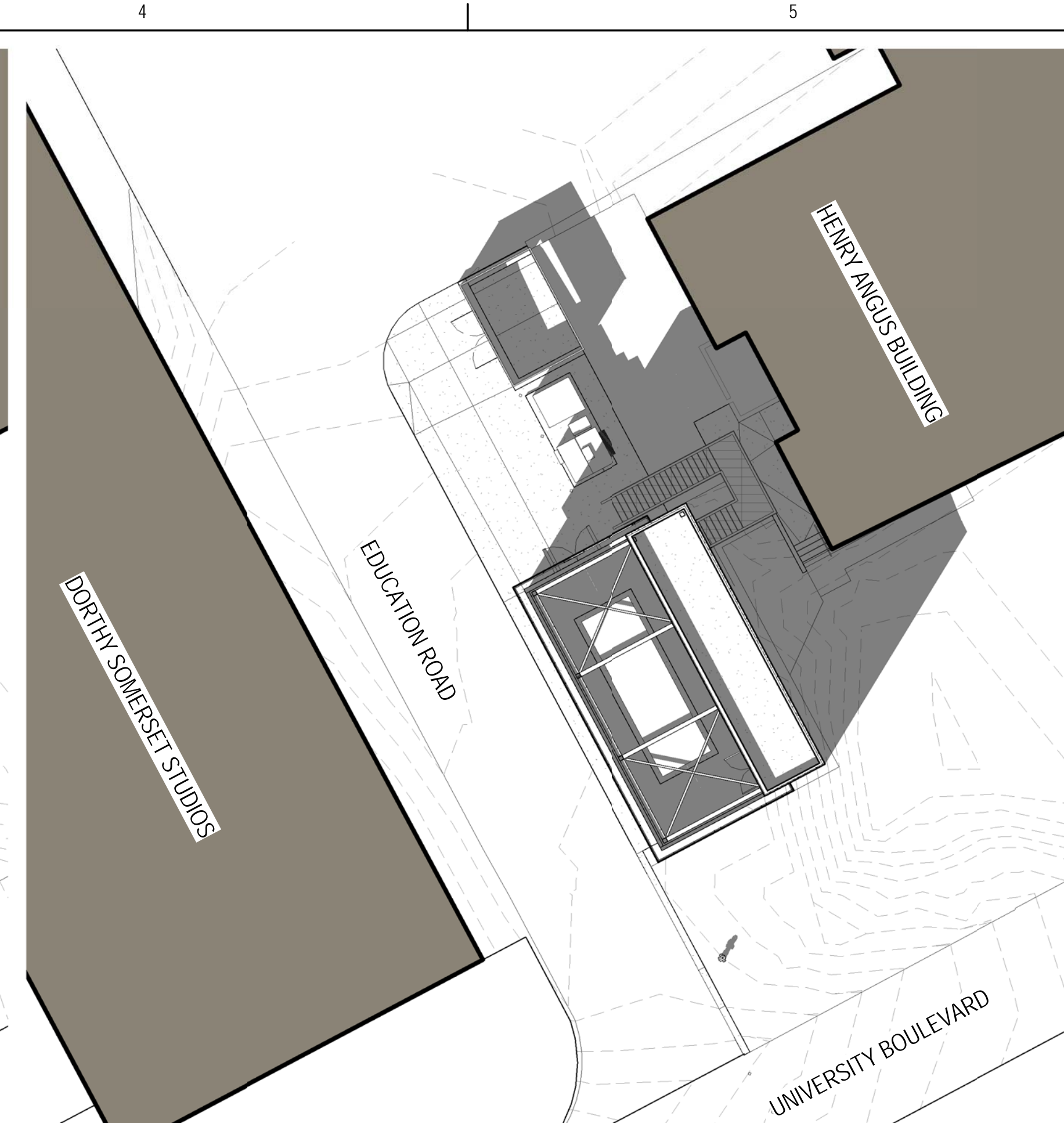
A006



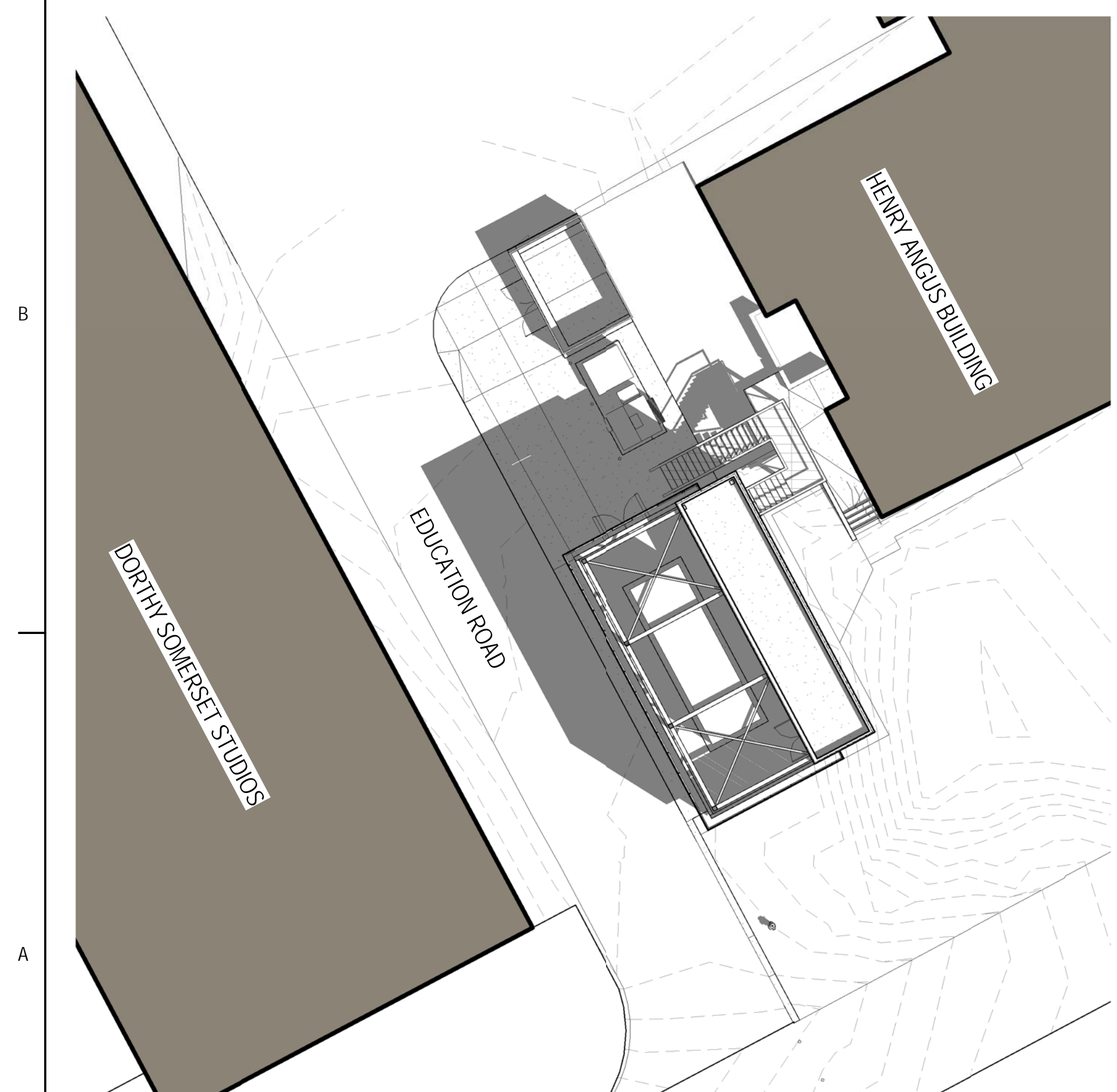
1 SHADOW - SPRING 10AM
A006 1:200



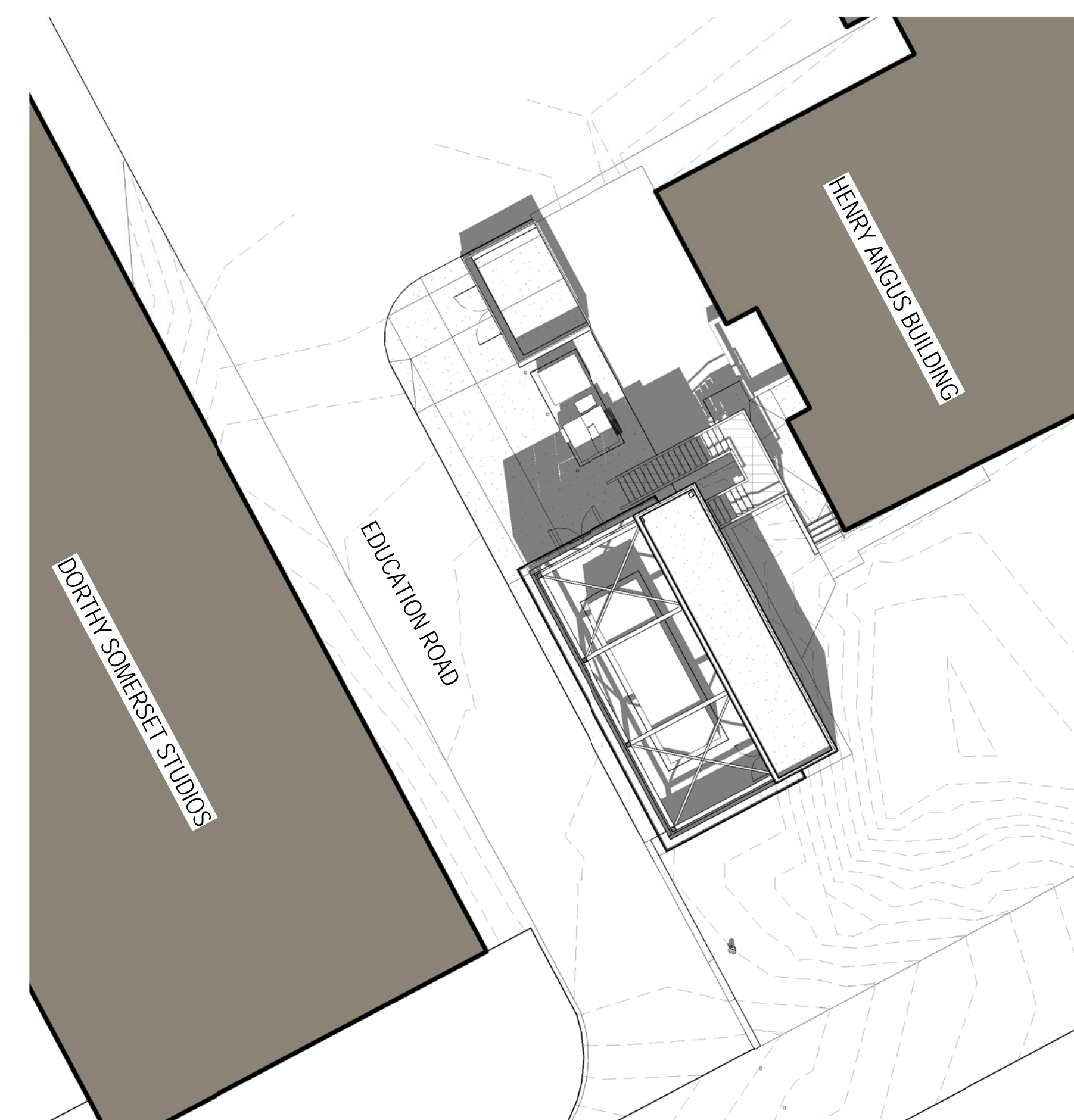
2 SHADOW - SPRING 12PM
A006 1 : 200



3 SHADOW - SPRING 2PM
A006 1 : 200



4 SHADOW - SUMMER 10AM
A006 1:200



5 **SHADOW - SUMMER 12PM**



6 SHADOW - SUMMER 2PM
A006 1:200



Stantec Architecture Ltd.
1100-111 Dunsmuir Street
Vancouver, BC V6B 6A3
Tel: (604) 696-8000 • www.stantec.com

Copyright Reserved



The Contractor shall verify and be responsible for all dimensions. DO NOT scale the drawing - any errors or omissions shall be reported to Stantec without delay. The Copyrights to all designs and drawings are the property of Stantec. Reproduction or use for any purpose other than that authorized by Stantec is forbidden.

Consultant

Notes



UNIVERSITY BLVD EXISTING STREET ELEVATION

[illegible]

Permit/Seal

PRELIMINARY
NOT FOR
CONSTRUCTION

Not for permits, pricing or other official purposes. This document has not been completed or checked and is for general information or comment only.

Client/Project Logo



Client/Project

UBC PUMP HOUSE

Title
SITE PHOTOS

Project No.
115618354
Revision

Scale _____

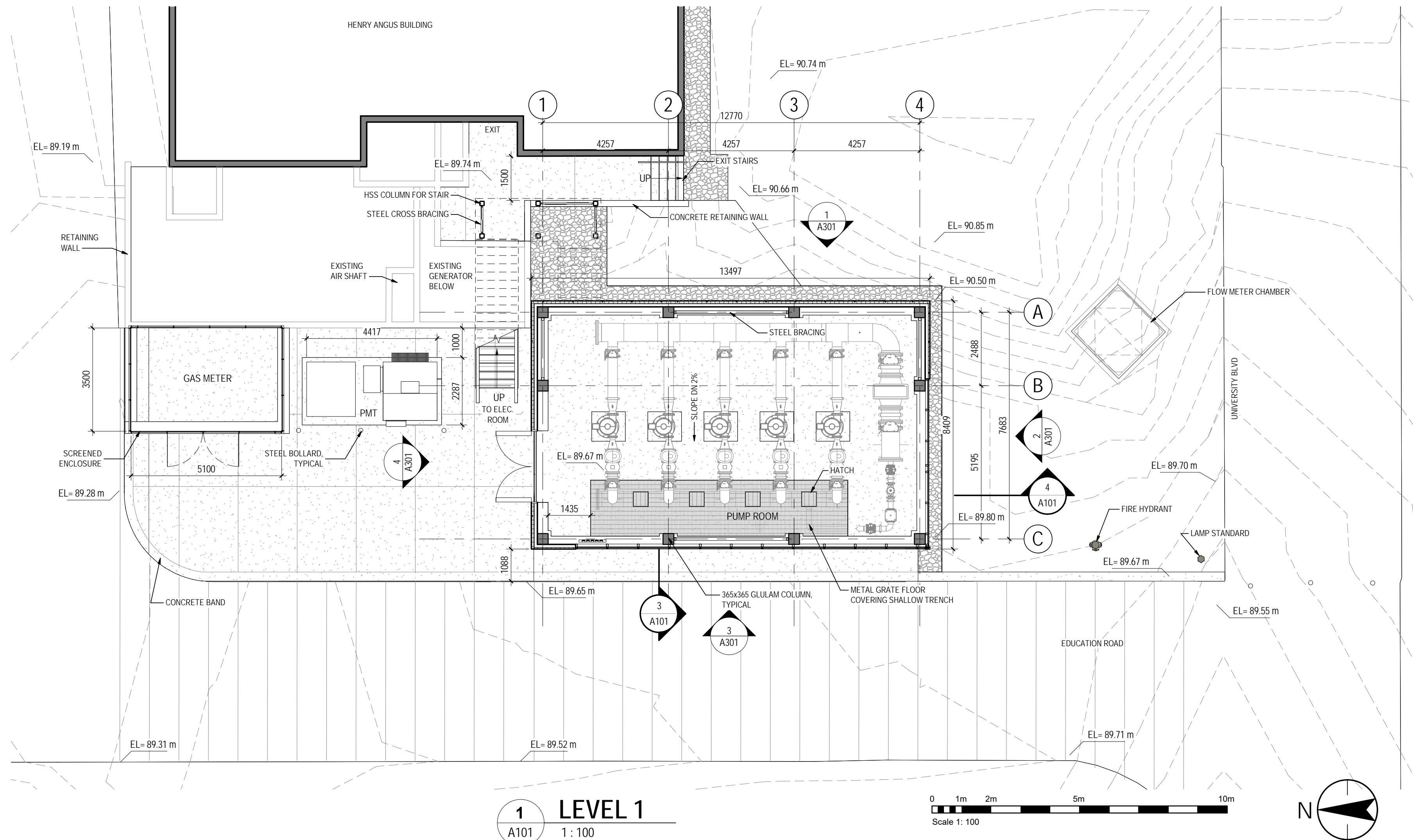
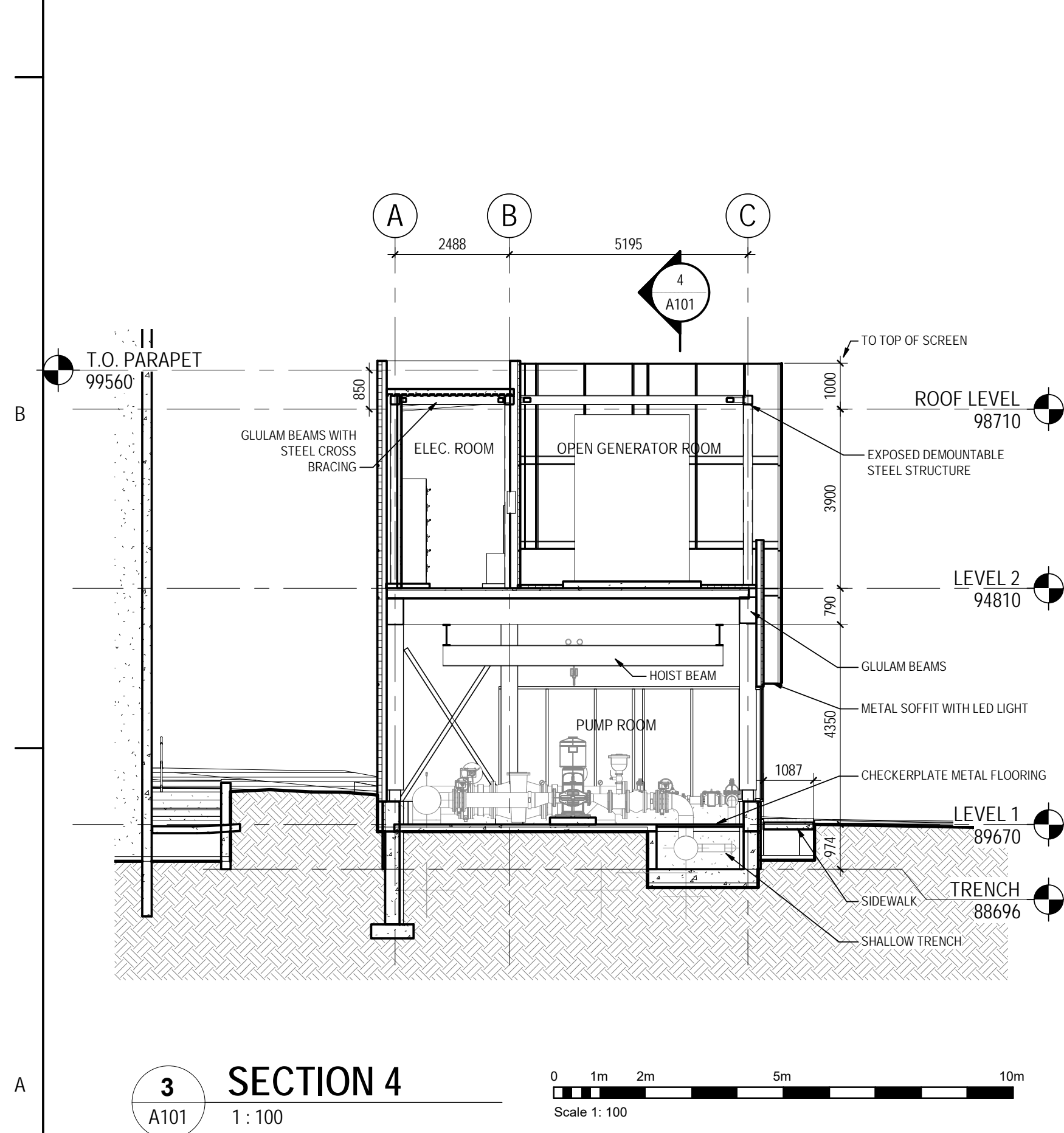
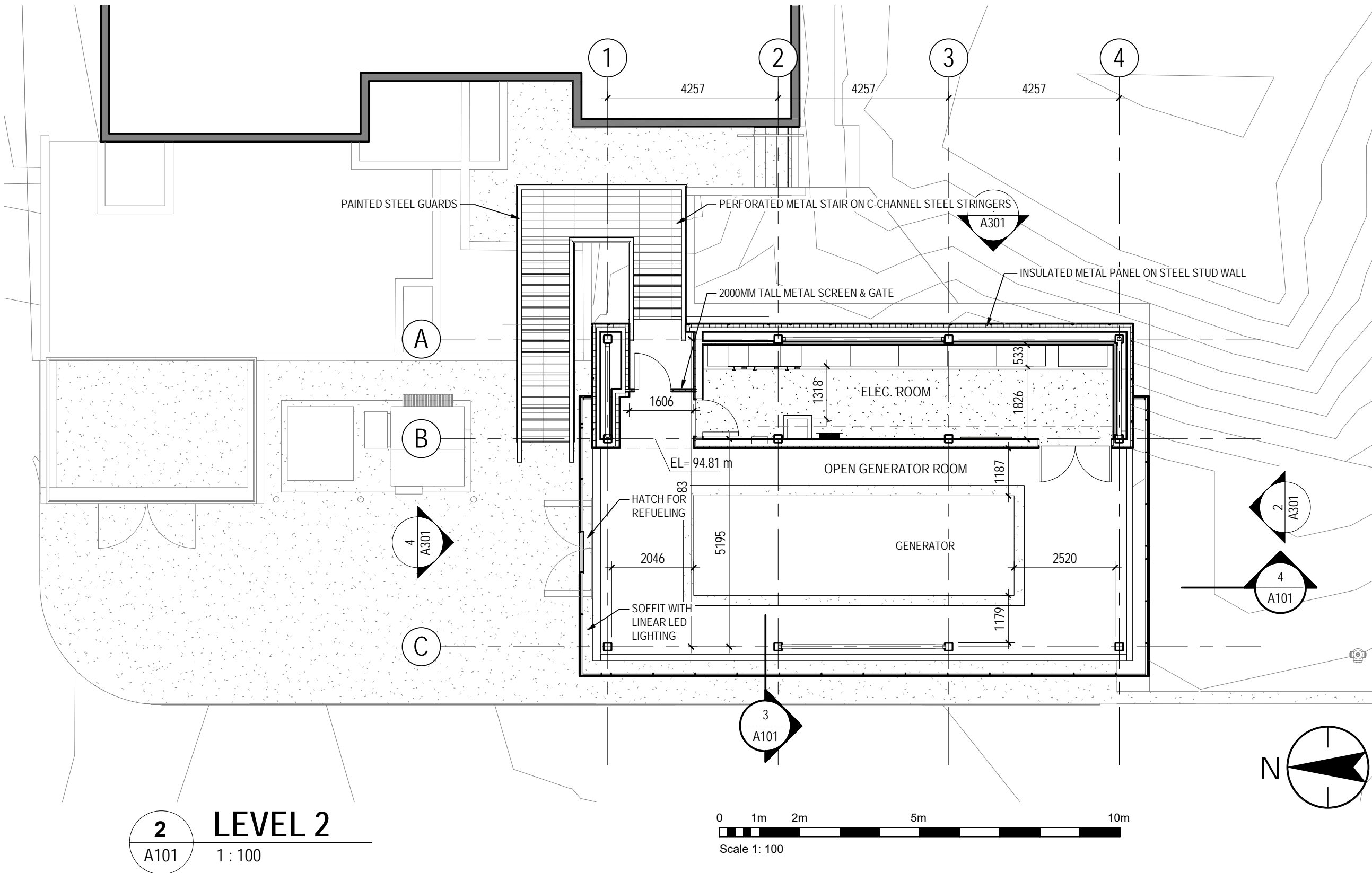
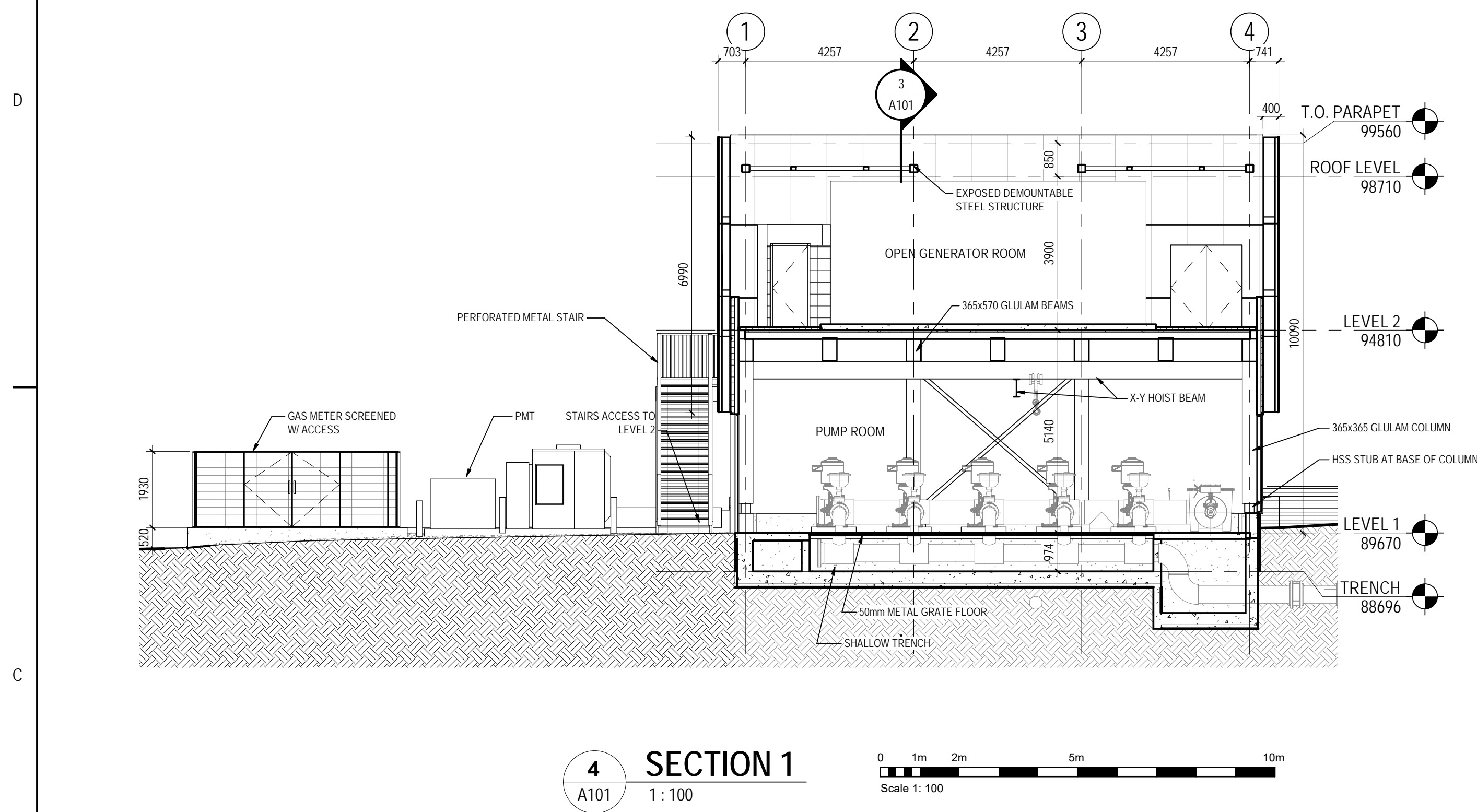
Drawing No. _____

Copyright Reserved

The Contractor shall verify and be responsible for all dimensions. DO NOT scale the drawing - any errors or omissions shall be reported to Stantec without delay.
The Copyrights to all designs and drawings are the property of Stantec. Reproduction or use for any purpose other than that authorized by Stantec is forbidden.

Consultant

Notes



Revision	By	Appd	YYYY.MM.DD
ISSUED FOR DP	SV	CD	2019.09.05
ISSUED FOR PRICING (50%)	SV	CD	2019.09.05
ISSUED FOR DEVELOPMENT PERMIT	SV	CD	2019.07.04
Issued	By	Appd	YYYY.MM.DD
File Name: N/A	SV/SA	CD	04/04/18
	Dwn.	Dsgn.	Chkd.

Permit/Seal

**PRELIMINARY
NOT FOR
CONSTRUCTION**

Not for permits, pricing or other official purposes. This document has not been completed or checked and is for general information or comment only.

Client/Project Logo



Client/Project

UBC PUMP HOUSE

Title

LEVEL 1, & 2 PLANS & SECTIONS

Project No.

115618354

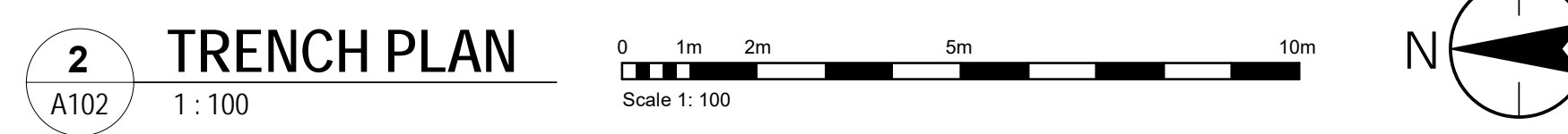
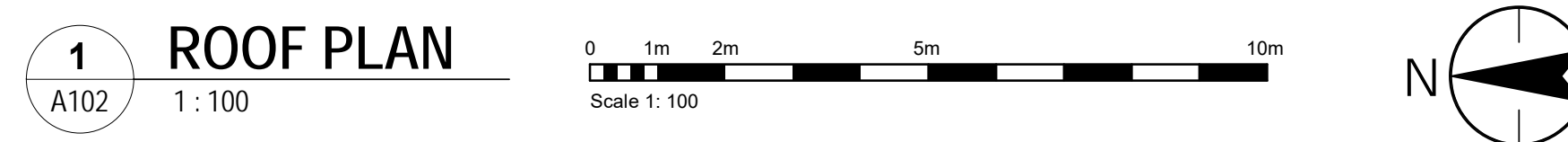
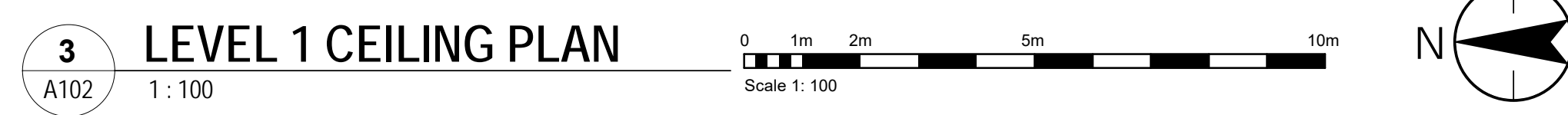
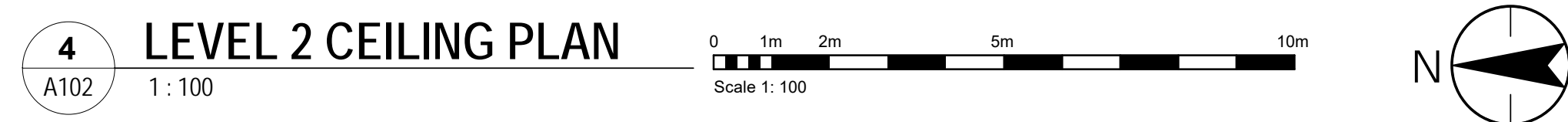
Revision

Scale

1:100

Drawing No.

A101



Not for permits, pricing or other official purposes. This document has not been completed or checked and is for general information or comment only.



UBC PUMP HOUSE

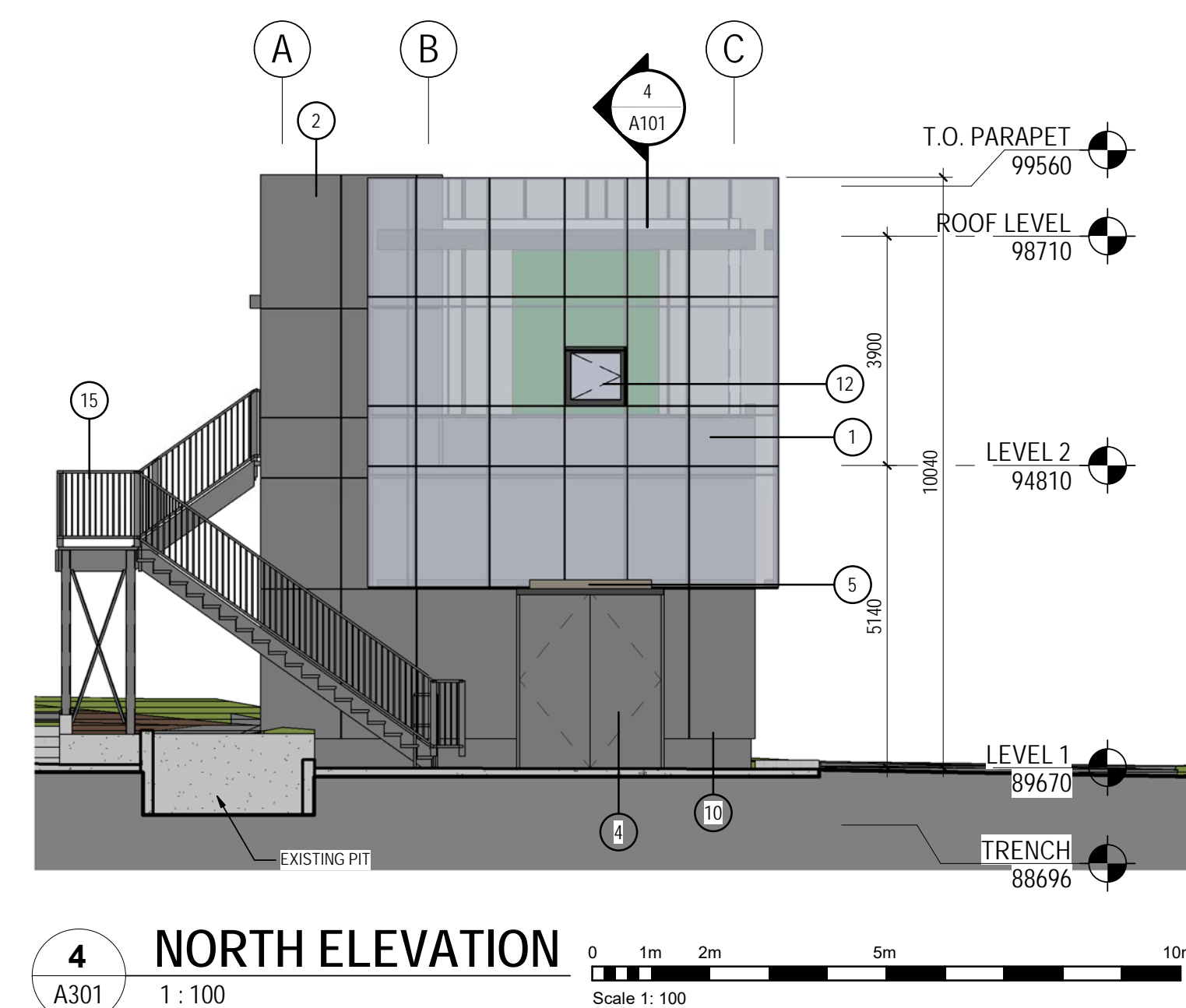
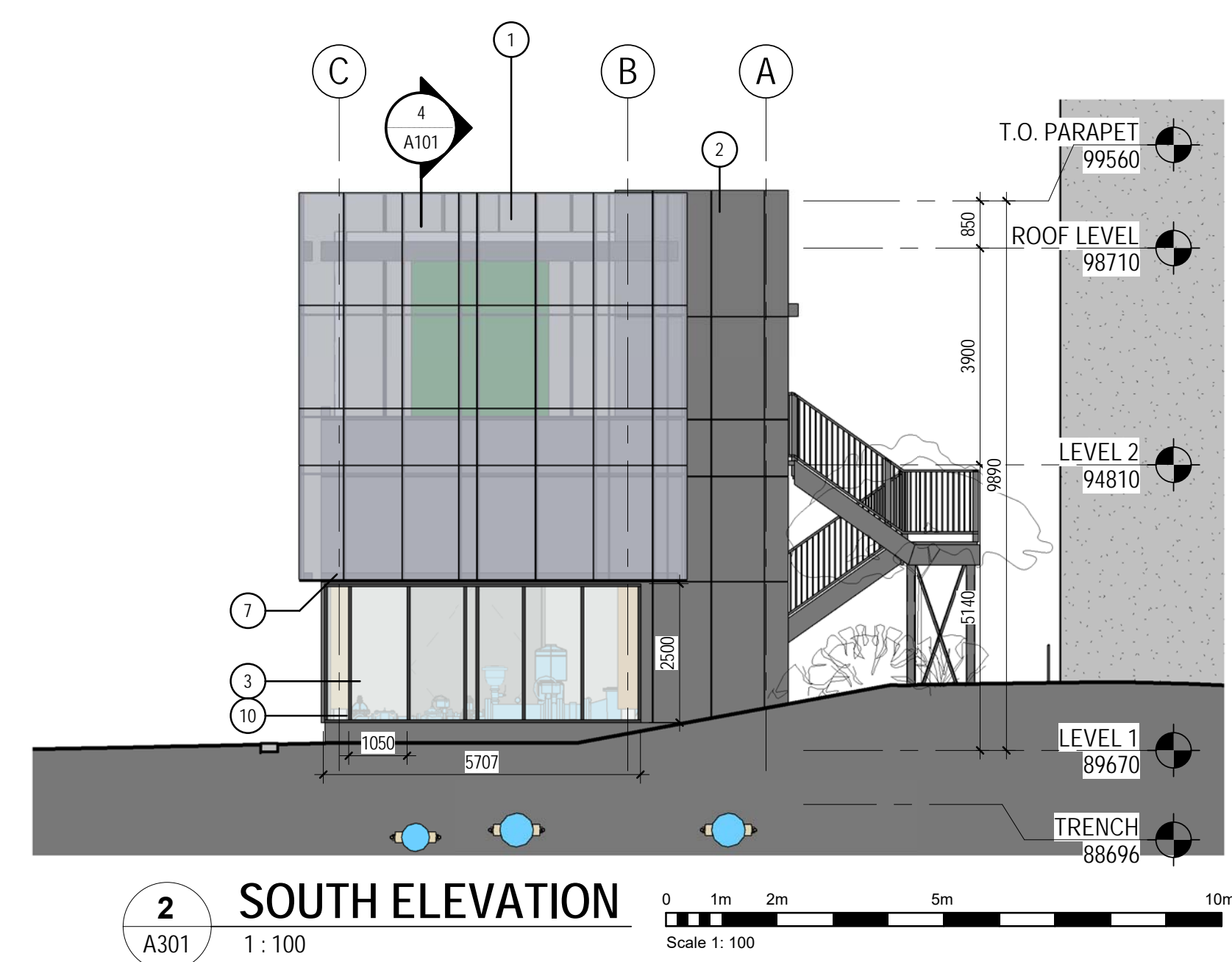
Title
ROOF & TRENCH PLAN

Project No. 115618354	Scale 1 : 100
Revision	Drawing No.

A102

The Contractor shall verify and be responsible for all dimensions. DO NOT scale the drawing - any errors or omissions shall be reported to Stantec without delay. The Copyrights to all designs and drawings are the property of Stantec. Reproduction or use for any purpose other than that authorized by Stantec is forbidden.

Notes

[illegible]

PRELIMINARY
NOT FOR
CONSTRUCTION

Not for permits, pricing or other official purposes. This document has not been completed or checked and is for general information or comment only.



UBC PUMP HOUSE

Title
ELEVATIONS

Project No.
115618354

Scale
1 : 100

Revision

Drawing No.

A301

1	POWDER-COATED PERFORATED METAL SCREEN ON STEEL STRUCTURE
2	INSULATED METAL PANEL, DARK GREY
3	CURTAIN WALL, CLEAR GLAZING WITH CHARCOAL ALUMINUM MULLIONS
4	PAINTED ALUMINUM DOOR, DARK GREY
5	EXTERIOR LED LIGHTING
6	PERFORATED METAL DOOR TO MATCH SCREEN
7	LED LIGHTING STRIP ON UNDERSIDE OF SCREEN
9	36" TALL, 6" STATIONARY BOLLARD, UBC GREY TO MATCH EXISTING
10	METAL PANEL OVER PROTECTION BOARD AND INSULATION ON FOUNDATION WALL
11	STEEL STAIR WITH PERFORATED EXPANDED STEEL TREADS
12	HATCH
13	REVEAL
14	LED FLOWMETER DISPLAY
15	PAINTED STEEL

Copyright Reserved

The Contractor shall verify and be responsible for all dimensions. DO NOT scale the drawing - any errors or omissions shall be reported to Stantec without delay. The Copyrights to all designs and drawings are the property of Stantec. Reproduction or use for any purpose other than that authorized by Stantec is forbidden.

Consultant

Notes

[illegible]

Revision	By	Appd	YYYY.MM.
----------	----	------	----------

ISSUED FOR DP	SV	CD	2019.09.01
ISSUED FOR DRIVING (CD)	SV	CD	2019.09.01

ISSUED FOR PRICING (50%)	SV	CD	2019.09.14
ISSUED FOR DEVELOPMENT PERMIT	SV	CD	2019.07.14

Issued	By	Appd	YYYY.MM.
--------	----	------	----------

File Name: M/A	01/02/04	00	03/05/04
----------------	----------	----	----------

SV/SA	CD	07/05/1
Down	Down	Chkd
		YYYY MM

Permit/Sea

PRELIMINARY
NOT FOR
CONSTRUCTION

Not for permits, pricing or other official purposes. This document has not been completed or checked and is for general information or comment only.

Client/Project Log



Client/Project

UBC PUMP HOUSE

Title

ENLARGED ELEVATIONS

Project No.	Scale
-------------	-------

115618354 1:50

Revision _____ Drawing No. _____

A302





Stantec Architecture Ltd.
1100-111 Dunsmuir Street
Vancouver, BC V6B 6A3
Tel: (604) 696-8000 • www.stantec.com

Copyright Reserved

The Contractor shall verify and be responsible for all dimensions. DO NOT scale the drawing - any errors or omissions shall be reported to Stantec without delay.
The Copyrights to all designs and drawings are the property of Stantec. Reproduction or use for any purpose other than that authorized by Stantec is forbidden.

Consultant

Notes

[illegible]

Permit/Seal

PRELIMINARY
NOT FOR
CONSTRUCTION

Not for permits, pricing or other official purposes. This document has not been completed or checked and is for general information or comment only.

Client/Project Logo



Client/Project

UBC PUMP HOUSE

Title
PERSPECTIVES

Project No.
115618354
Revision

Scale _____

Drawing No. _____

Copyright Reserved

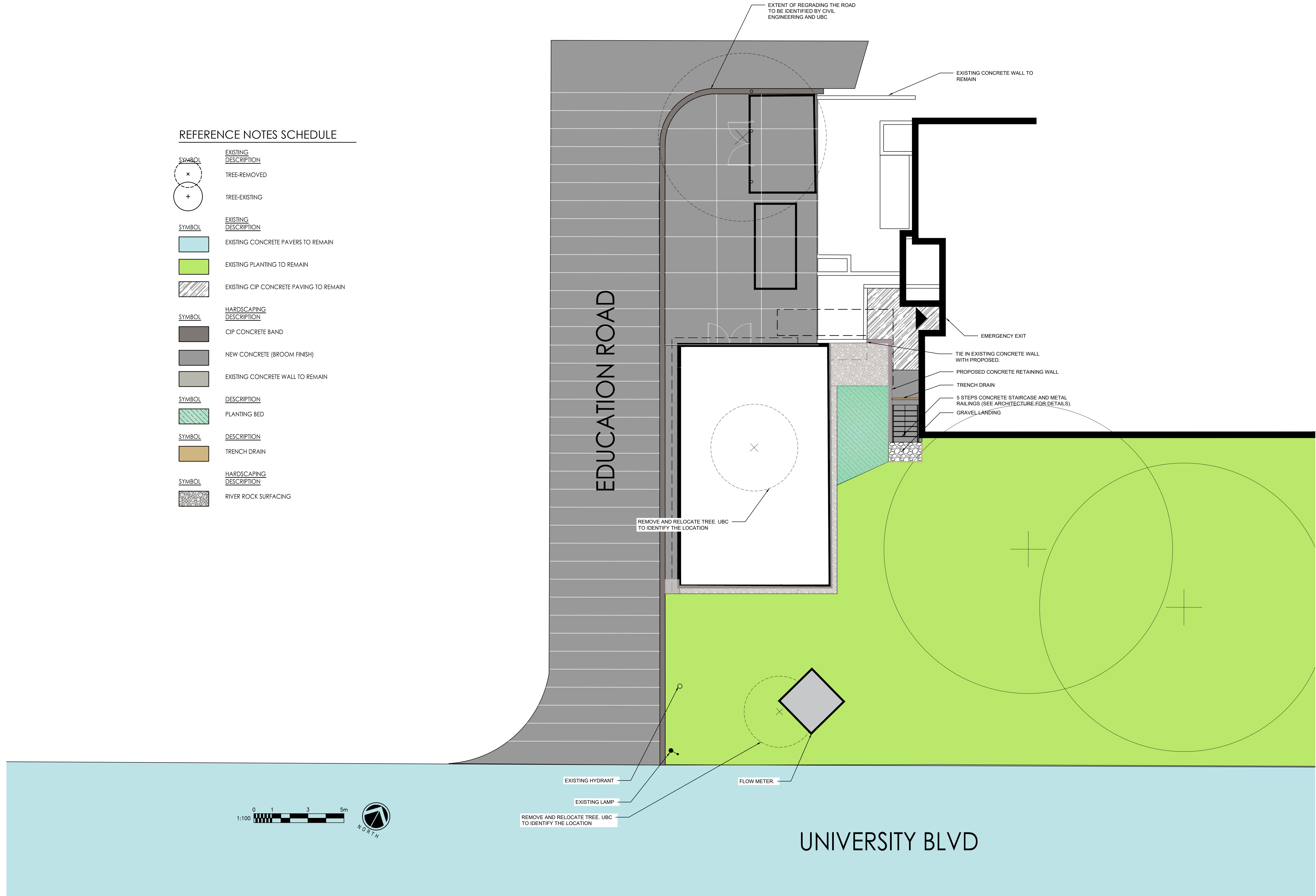
The Contractor shall verify and be responsible for all dimensions. DO NOT scale the drawing - any errors or omissions shall be reported to Stantec without delay.
The Copyrights to all designs and drawings are the property of Stantec. Reproduction or use for any purpose other than that authorized by Stantec is forbidden.

Consultant

Notes

REFERENCE NOTES SCHEDULE

SYMBOL	EXISTING DESCRIPTION
	TREE-REMOVED
	TREE-EXISTING
SYMBOL	EXISTING DESCRIPTION
	EXISTING CONCRETE PAVERS TO REMAIN
	EXISTING PLANTING TO REMAIN
	EXISTING CIP CONCRETE PAVING TO REMAIN
SYMBOL	HARDSCAPING DESCRIPTION
	CIP CONCRETE BAND
	NEW CONCRETE (BROOM FINISH)
	EXISTING CONCRETE WALL TO REMAIN
SYMBOL	DESCRIPTION
	PLANTING BED
SYMBOL	DESCRIPTION
	TRENCH DRAIN
SYMBOL	HARDSCAPING DESCRIPTION
	RIVER ROCK SURFACING



1	ISSUED FOR PRELIMINARY	By	Appd	2019.09.08
2	REVISION	By	Appd	YYYY.MM.DD
3		By	Appd	YYYY.MM.DD
4		By	Appd	YYYY.MM.DD
5		By	Appd	YYYY.MM.DD
6		By	Appd	YYYY.MM.DD
7		By	Appd	YYYY.MM.DD
8		By	Appd	YYYY.MM.DD
9		By	Appd	YYYY.MM.DD
10		By	Appd	YYYY.MM.DD
11		By	Appd	YYYY.MM.DD
12		By	Appd	YYYY.MM.DD
13		By	Appd	YYYY.MM.DD
14		By	Appd	YYYY.MM.DD
15		By	Appd	YYYY.MM.DD
16		By	Appd	YYYY.MM.DD
17		By	Appd	YYYY.MM.DD
18		By	Appd	YYYY.MM.DD
19		By	Appd	YYYY.MM.DD
20		By	Appd	YYYY.MM.DD
21		By	Appd	YYYY.MM.DD
22		By	Appd	YYYY.MM.DD
23		By	Appd	YYYY.MM.DD
24		By	Appd	YYYY.MM.DD
25		By	Appd	YYYY.MM.DD
26		By	Appd	YYYY.MM.DD
27		By	Appd	YYYY.MM.DD
28		By	Appd	YYYY.MM.DD
29		By	Appd	YYYY.MM.DD
30		By	Appd	YYYY.MM.DD
31		By	Appd	YYYY.MM.DD
32		By	Appd	YYYY.MM.DD
33		By	Appd	YYYY.MM.DD
34		By	Appd	YYYY.MM.DD
35		By	Appd	YYYY.MM.DD
36		By	Appd	YYYY.MM.DD
37		By	Appd	YYYY.MM.DD
38		By	Appd	YYYY.MM.DD
39		By	Appd	YYYY.MM.DD
40		By	Appd	YYYY.MM.DD
41		By	Appd	YYYY.MM.DD
42		By	Appd	YYYY.MM.DD
43		By	Appd	YYYY.MM.DD
44		By	Appd	YYYY.MM.DD
45		By	Appd	YYYY.MM.DD
46		By	Appd	YYYY.MM.DD
47		By	Appd	YYYY.MM.DD
48		By	Appd	YYYY.MM.DD
49		By	Appd	YYYY.MM.DD
50		By	Appd	YYYY.MM.DD
51		By	Appd	YYYY.MM.DD
52		By	Appd	YYYY.MM.DD
53		By	Appd	YYYY.MM.DD
54		By	Appd	YYYY.MM.DD
55		By	Appd	YYYY.MM.DD
56		By	Appd	YYYY.MM.DD
57		By	Appd	YYYY.MM.DD
58		By	Appd	YYYY.MM.DD
59		By	Appd	YYYY.MM.DD
60		By	Appd	YYYY.MM.DD
61		By	Appd	YYYY.MM.DD
62		By	Appd	YYYY.MM.DD
63		By	Appd	YYYY.MM.DD
64		By	Appd	YYYY.MM.DD
65		By	Appd	YYYY.MM.DD
66		By	Appd	YYYY.MM.DD
67		By	Appd	YYYY.MM.DD
68		By	Appd	YYYY.MM.DD
69		By	Appd	YYYY.MM.DD
70		By	Appd	YYYY.MM.DD
71		By	Appd	YYYY.MM.DD
72		By	Appd	YYYY.MM.DD
73		By	Appd	YYYY.MM.DD
74		By	Appd	YYYY.MM.DD
75		By	Appd	YYYY.MM.DD
76		By	Appd	YYYY.MM.DD
77		By	Appd	YYYY.MM.DD
78		By	Appd	YYYY.MM.DD
79		By	Appd	YYYY.MM.DD
80		By	Appd	YYYY.MM.DD
81		By	Appd	YYYY.MM.DD
82		By	Appd	YYYY.MM.DD
83		By	Appd	YYYY.MM.DD
84		By	Appd	YYYY.MM.DD
85		By	Appd	YYYY.MM.DD
86		By	Appd	YYYY.MM.DD
87		By	Appd	YYYY.MM.DD
88		By	Appd	YYYY.MM.DD
89		By	Appd	YYYY.MM.DD
90		By	Appd	YYYY.MM.DD
91		By	Appd	YYYY.MM.DD
92		By	Appd	YYYY.MM.DD
93		By	Appd	YYYY.MM.DD
94		By	Appd	YYYY.MM.DD
95		By	Appd	YYYY.MM.DD
96		By	Appd	YYYY.MM.DD
97		By	Appd	YYYY.MM.DD
98		By	Appd	YYYY.MM.DD
99		By	Appd	YYYY.MM.DD
100		By	Appd	YYYY.MM.DD

Permit/Seal

**PRELIMINARY
NOT FOR
CONSTRUCTION**

Not for permits, pricing or other official purposes. This document has not been completed or checked and is for general information or comment only.



Client/Project

UBC Pump House

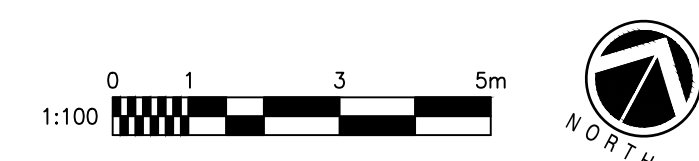
Title
LANDSCAPE LAYOUT PLAN

Project No. 5618454
Revision
Scale 1 : 100
Drawing No. L-101

The Contractor shall verify and be responsible for all dimensions. DO NOT scale the drawing - any errors or omissions shall be reported to Stantec without delay. The Copyrights to all designs and drawings are the property of Stantec. Reproduction or use for any purpose other than that authorized by Stantec is forbidden.

Notes

CODE	DESCRIPTION
← 1:1	SLOPE
× 00.0	BOTTOM OF STEP (BS)
× 00.0	BOTTOM OF WALL (BW)
× 00.0	EXISTING ELEVATION (EX)
× 00.0	FIRST FLOOR ELEV. (FFE)
× 00.0	FLOOR GROUND (FG)
× 00.0	INVERT ELEVATION (INV.)
× 00.0	LOW POINT (LP)
× 00.0	TOP OF STEP (TS)
× 00.0	TOP OF WALL (TW)



UNIVERSITY BLVD



UBC Pump House

Title
GRADING PLAN

Project No.
115618454

Revision
1

Scale
1 : 100
Drawing No.
L-201

Copyright Reserved

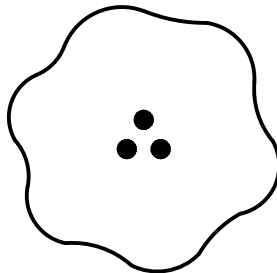
The Contractor shall verify and be responsible for all dimensions. DO NOT scale the drawing - any errors or omissions shall be reported to Stantec without delay.
The Copyrights to all designs and drawings are the property of Stantec. Reproduction or use for any purpose other than that authorized by Stantec is forbidden.

Consultant

Notes

PLANT SCHEDULE

TREES	CODE	QTY	BOTANICAL / COMMON NAME	SIZE	DETAIL
-------	------	-----	-------------------------	------	--------



AA	1	AMELANCHIER 'AUTUMN BRILLIANCE' / AUTUMN BRILLIANCE SERVICEBERRY	MULTISTEM
----	---	--	-----------

SHRUBS	CODE	QTY	BOTANICAL / COMMON NAME	SIZE	DETAIL
--------	------	-----	-------------------------	------	--------



LP	7	LONICERA PILEATA / PRIVET HONEYSUCKLE	#3 POT
----	---	---------------------------------------	--------



BB	13	RHODODENDRON 'BADEN BADEN' / BADEN BADEN RHODODENDRON	#3 POT
----	----	---	--------

GROUND COVERS	CODE	QTY	BOTANICAL / COMMON NAME	CONT	SPACING	DETAIL
---------------	------	-----	-------------------------	------	---------	--------



S	185.8 m²	SODDED LAWN NATIVE MIX/ HYDROSEED	SOD
---	----------	-----------------------------------	-----

EDUCATION ROAD

TREE TO BE RELOCATED.
UBC TO IDENTIFY LOCATION.
















UNIVERSITY BLVD

1:100 0 1 3 5m



1	ISSUED FOR DP	MG	ED	2019.09.05
1	ISSUED FOR PRICING (2021)	MG	ED	2019.09.05
Revision		By	Appd	YYYY.MM.DD
		</		



_____E_____E_____	EXISTING ELECTRICAL
_____G_____G_____	EXISTING GAS
_____S_____S_____	EXISTING SANITARY
_____D_____D_____	EXISTING STORM
_____ST_____ST_____	EXISTING STEAM PIPE
_____OIL_____OIL_____	EXISTING OIL SUPPLY
_____W_____W_____	EXISTING WATER
_____W_____W_____	PROPOSED WATERMAIN
_____	RETAINING WALL
	ABANDONED WATERMAIN
	TREE
	WATER VALVE
	NORMALLY CLOSED- WATER VALVE
 GV	GAS VALVE
FH 	FIRE HYDRANT
	SANITARY MANHOLE
	STORM WATER MANHOLE
	CATCH BASIN
	COMBINED MANHOLE
	BOLLARD
	STREET LIGHT
	ELECTRICAL JUNCTION BOX
	ROAD SIGN
	CONCRETE THRUST BLOCK

ORIGINAL SHEET - ARCH D

